

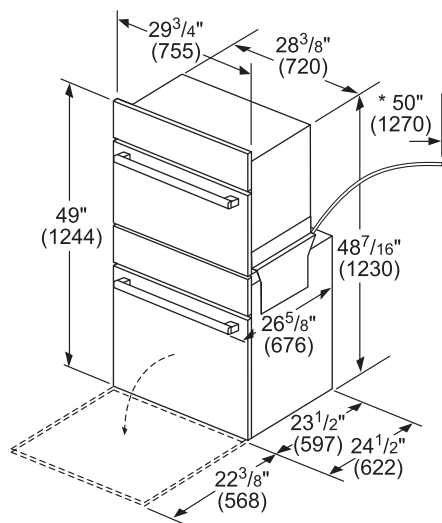
30" Microwave Combination Oven

800 Series – Stainless Steel **HBL87M52UC**

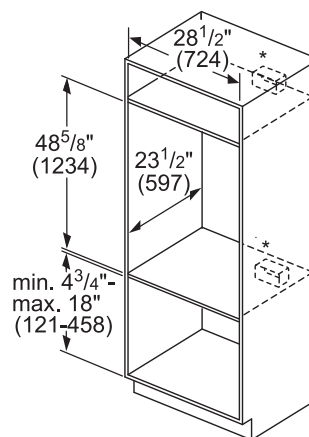


BOSCH
Invented for life

Installation Details



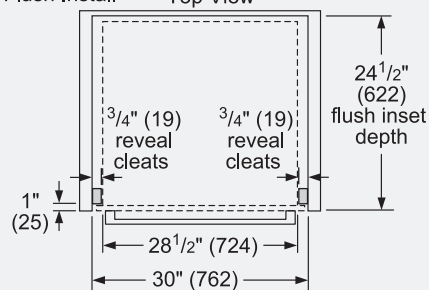
* Power cable 50" (1270 mm) from the lower oven.



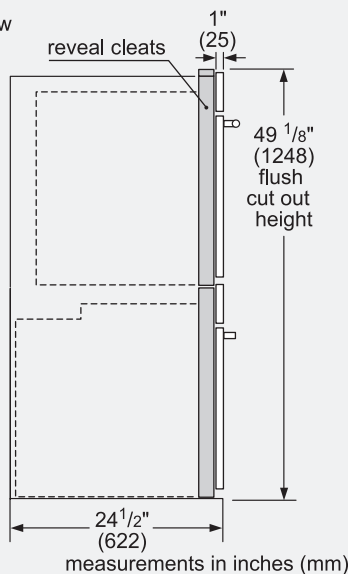
* Junction box may be installed above, below, or to the left or right of the unit within reach of the power cable

measurements in inches (mm)

Flush Install Top View



Side View



measurements in inches (mm)

Example Flush Install



Single wall oven shown.

Accessories: To purchase Bosch accessories, cleaners & parts please visit www.bosch-home.com/us/store or call 1-800-944-2904 (Mon to Fri 5 am to 6 pm PST, Sat 6 am to 3 pm PST).

Notes: All height, width and depth dimensions are shown in inches. BSH reserves the absolute and unrestricted right to change product materials and specifications, at any time, without notice. Consult the product's installation instructions for final dimensional data and other details prior to making cutout.

Warranties: Please see Use & Care manual or Bosch website for statement of limited warranty.

For more information on our entire line of products, go to www.bosch-home.com/us or call 1-800-944-2904

© BSH Home Appliances Corporation. All rights reserved. Bosch is a registered trademark of Robert Bosch GmbH.

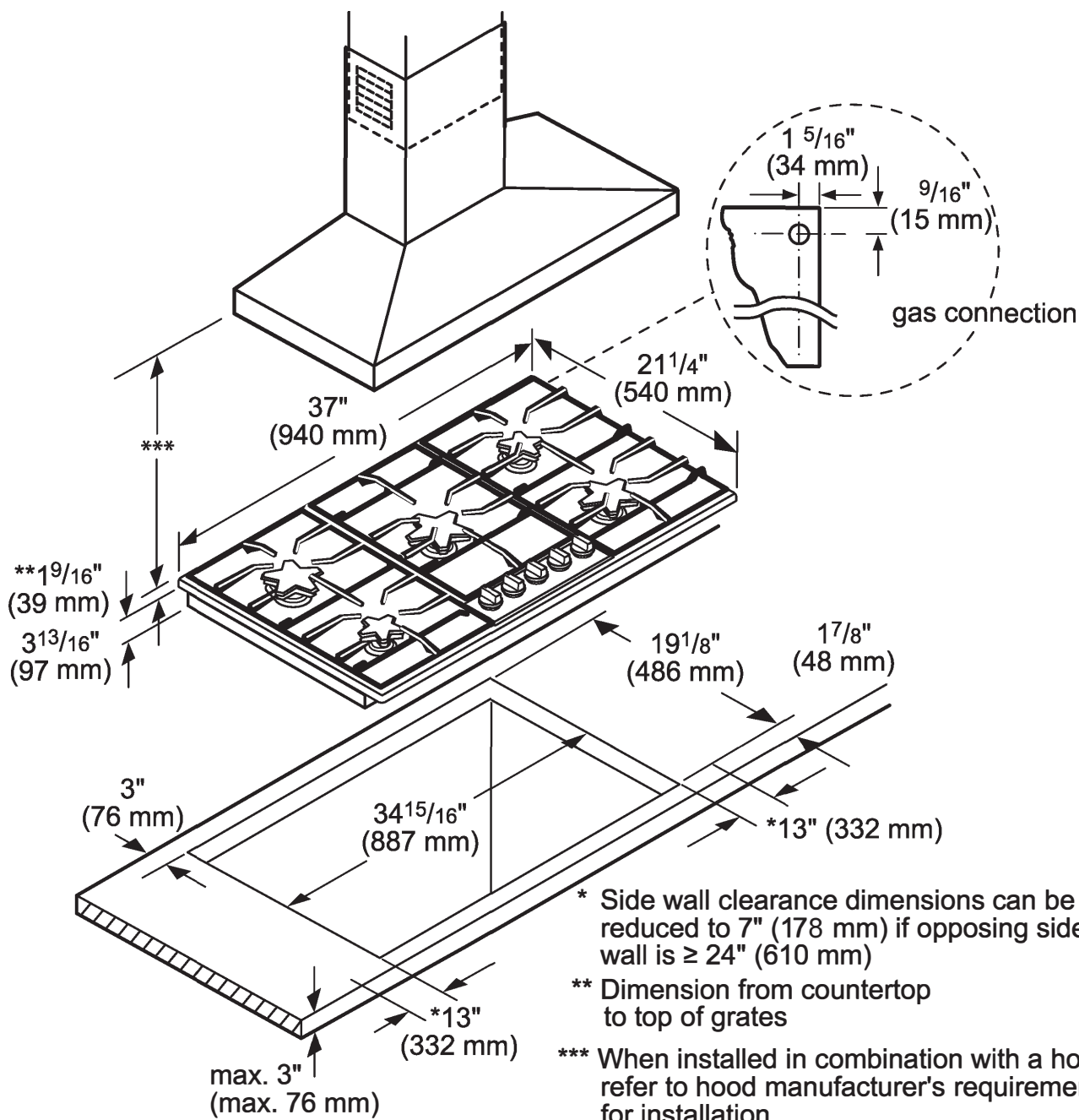
SGSXP365TS

36-INCH GAS COOKTOP

MASTERPIECE® PEDESTAL STAR® BURNER SERIES



36-INCH COOKTOP AND CUTOUT DIMENSIONS

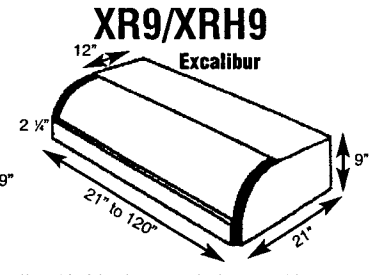
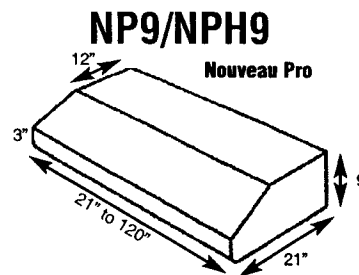
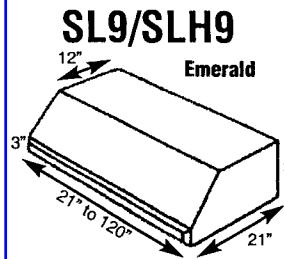
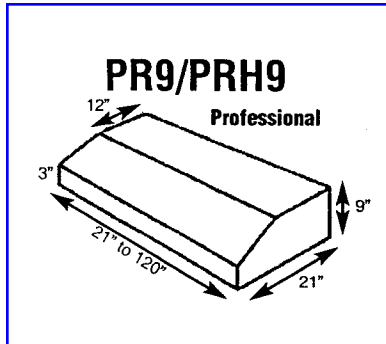


measurements in inches (mm)

Vent-A-Hood® SPECIFICATION SHEET

MODELS: PR9, PRH9 Professional, SL9, SLH9 Emerald, NP9, NPH9 Nouveau Pro, XR9, XRH9 Excalibur

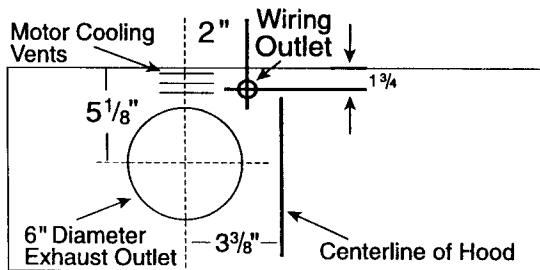
Note: "H" in part number indicates halogen lighting.



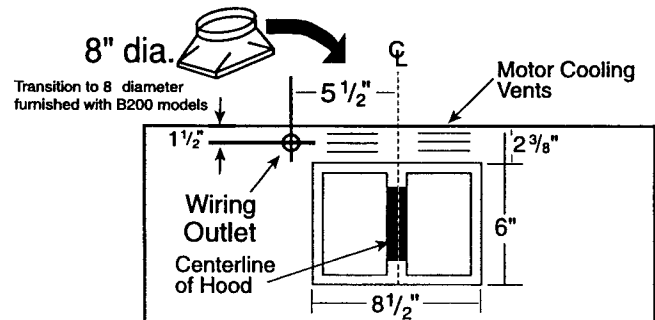
Note: Black bands are standard on XR9/XRH9 model.

Model WL-1 warming lights are available on selected models.

TOP VIEW - B100 Single Blower Location



TOP VIEW - B200 Dual Blower Location



ELECTRICAL/MECHANICAL SPECIFICATIONS FOR BLOWER UNITS

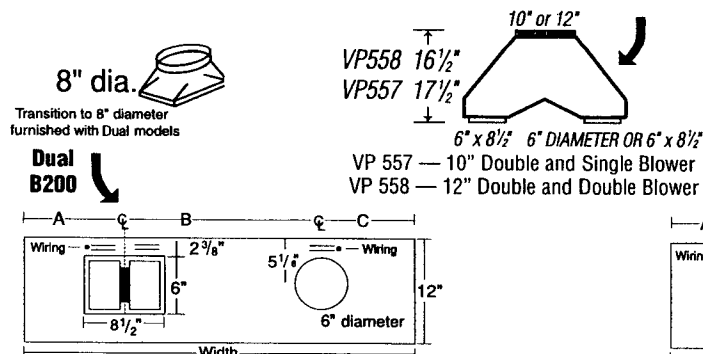
Model	Motor	Type	Volts	Amps	HZ	RPM	CFM SP@0.1"	Equivalent CFM	CFM SP@0.1"	CFM SP@0.2"	CFM SP@0.3"	Minimum Round Duct Size	Square Inches
B100 Single	1/25	Shaded Pole	115	1.7•	60	1550	300	450	286	270	240	6" (or equivalent)	28
B200 Dual	(2) 1/25	(2) Shaded Pole	115	3.4•	60	1550	600	900	572	540	480	8" (or equivalent)	50

• Note: Add 2.5 amps for each warming light and 1.0 additional amp for each halogen light bulb. Equivalent CFM explained in the checklist on page 19 of literature.

Lighting: Hood is available with fluorescent light (1 for each single or dual blower) or with halogen lights - 24" to 41" - 2 lights, 42" to 53" - 3 lights, 54" to 66" - 4 lights, 66" + 1 light for each 16" of width.

EP Transition — Available for Multiple Blower Application at Additional Charge

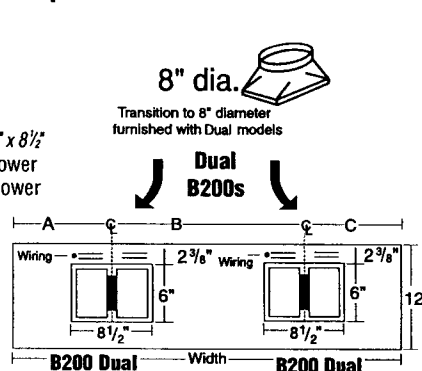
This will "Center" 10" or 12" Duct on Top of Hood.



Top View — Single and Dual Blower (B300)

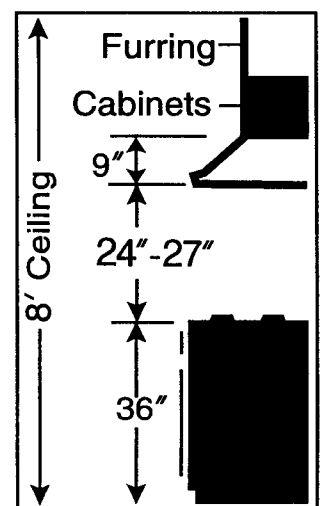
Blowers are spaced 14 5/8" center to center on the top of the hood. To find the centerlines of each duct opening, find the center of the top of the hood, and measure 7 5/8" to the left, and 7 5/8" to the right. Only available on hoods 42" to 66" wide.

For hoods greater than 66" in width, ask for blower locations.



Top View — Two Dual Blowers (B400)

Blowers are spaced 22" center to center on the top of the hood. To find the centerlines of each duct opening, find the center of the top of the hood, and measure 11" to the left, and 11" to the right. Only available on hoods 48" to 66" wide.



SPECIFICATIONS SUBJECT TO CHANGE WITHOUT NOTICE.

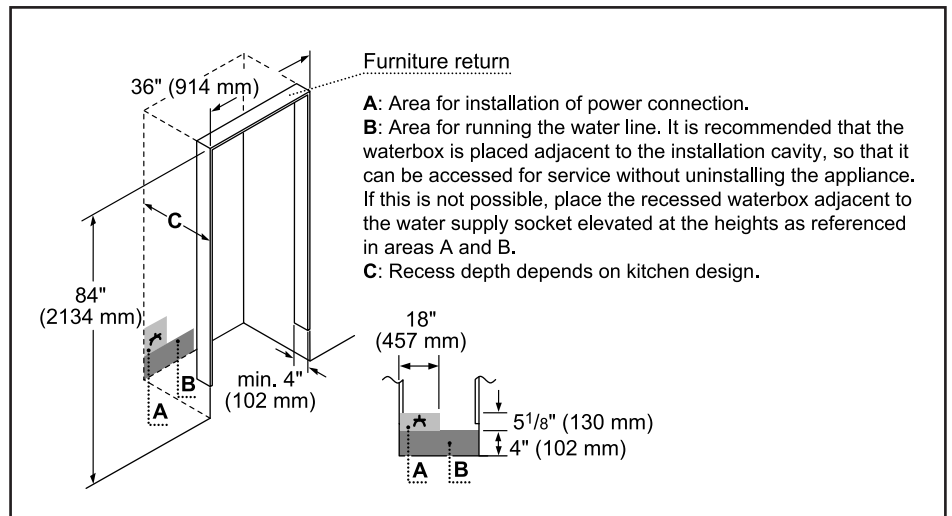
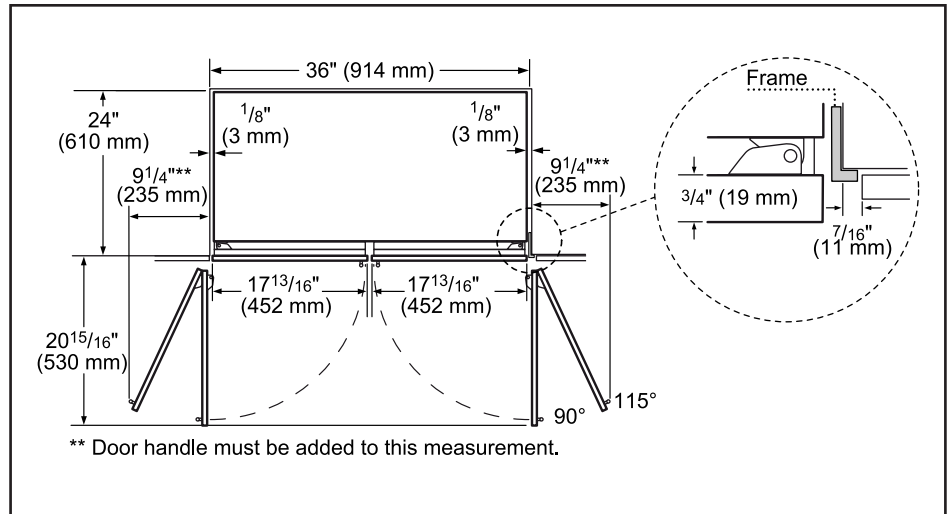
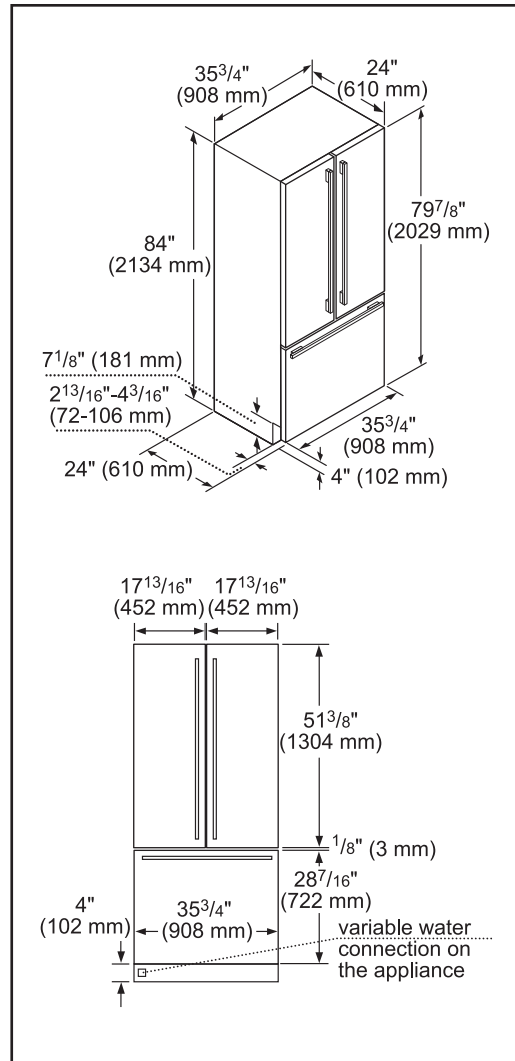
36" Built-In French Door Bottom-Freezer

Benchmark® Series – Stainless Steel **B36BT830NS**



BOSCH
Invented for life

Installation Details



Accessories: To purchase Bosch accessories, cleaners & parts please visit www.bosch-home.com/us/store or call 1-800-944-2904 (Mon to Fri 5 am to 6 pm PST, Sat 6 am to 3 pm PST).

Notes: All height, width and depth dimensions are shown in inches. BSH reserves the absolute and unrestricted right to change product materials and specifications, at any time, without notice. Consult the product's installation instructions for final dimensional data and other details prior to making cutout.

Warranties: Please see Use & Care manual or Bosch website for statement of limited warranty.

For more information on our entire line of products, go to www.bosch-home.com/us or call 1-800-944-2904

© BSH Home Appliances Corporation. All rights reserved. Bosch is a registered trademark of Robert Bosch GmbH.

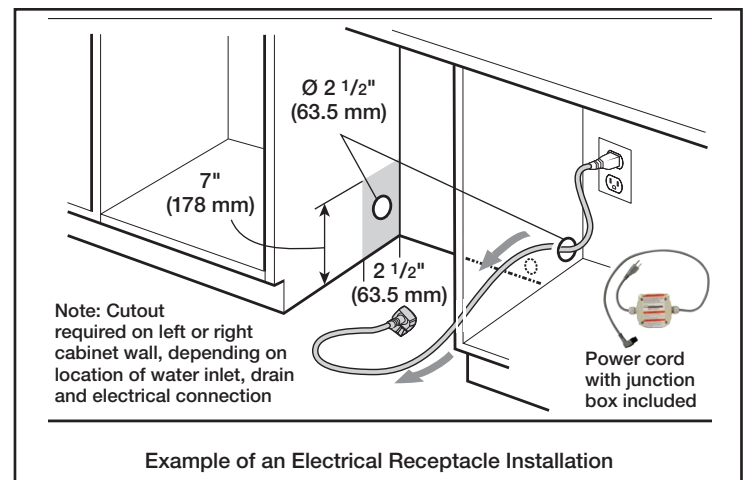
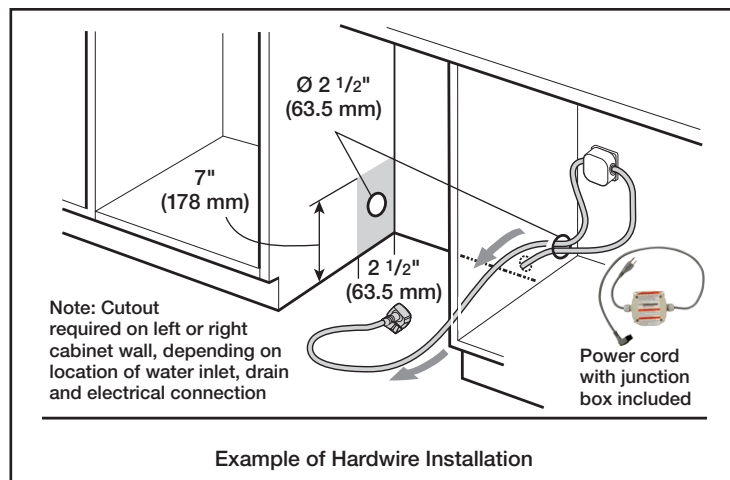
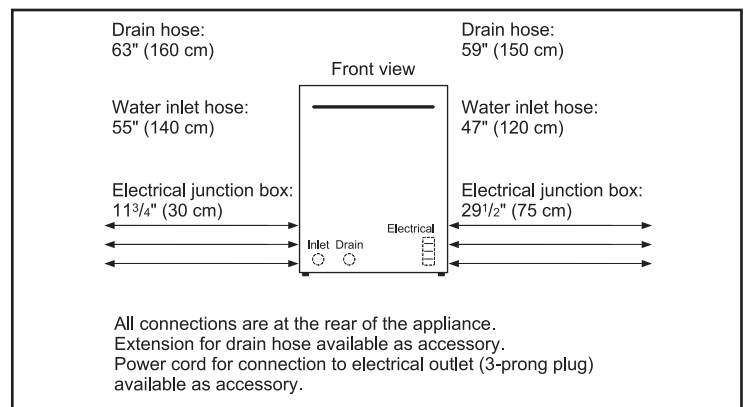
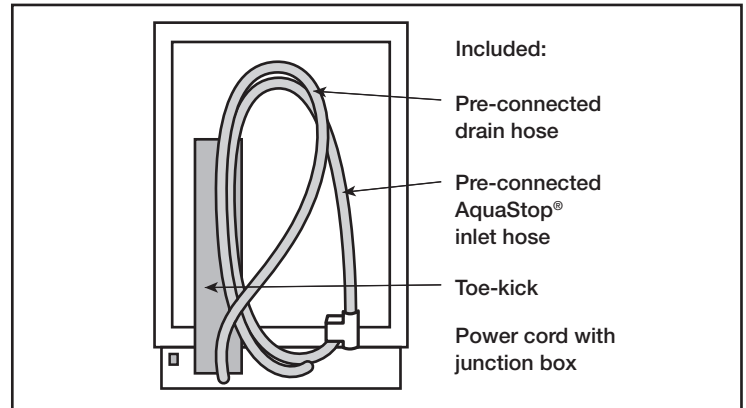
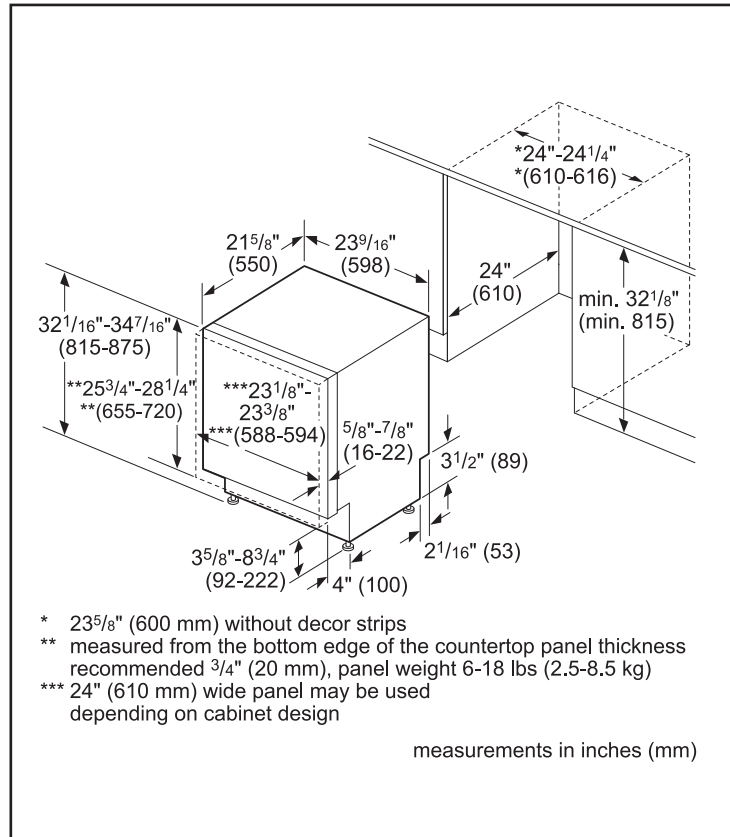
24" Panel Ready Special Application

800 Series – Panel Ready **SGV68U53UC**



BOSCH
Invented for life

Installation Details



For help and assistance with Bosch accessories please visit: www.bosch-eshop.com/eshop/bosch/us or call 1-800-944-2904 Mon-Fri 5am to 6pm PST Sat 6am to 3pm PST

Notes: All height, width and depth dimensions are shown in inches. BSH reserves the absolute and unrestricted right to change product materials and specifications, at any time, without notice. Consult the product's installation instructions for final dimensional data and other details prior to making cutout. Applicable product warranty can be found in accompanying product literature or you may contact your account manager for further details.

Warranties: Bosch warrants that the Product is free from defects in materials and workmanship for a period of three hundred and sixty-five (365) days from the date of purchase. The foregoing timeline begins to run upon the date of purchase, and shall not be stalled, tolled, extended, or suspended, for any reason whatsoever. This Product is also warranted to be free from cosmetic defects in material and workmanship (such as scratches of stainless steel, paint/porcelain blemishes, chip, dents, or other damage to the finish) of the Product, for a period of thirty (30) days from the date of purchase or closing date for new construction. This cosmetic warranty excludes slight color variations due to inherent differences in painted and porcelain parts, as well as differences caused by kitchen lighting, product location, or other similar factors. This cosmetic warranty specifically excludes any display, floor, "As Is", or "B" stock appliances.

For more information on our entire line of products, go to www.bosch-home.com/us or call 1-800-944-2904

© BSH Home Appliances Corporation. All rights reserved. Bosch is a registered trademark of Robert Bosch GmbH.

09/15