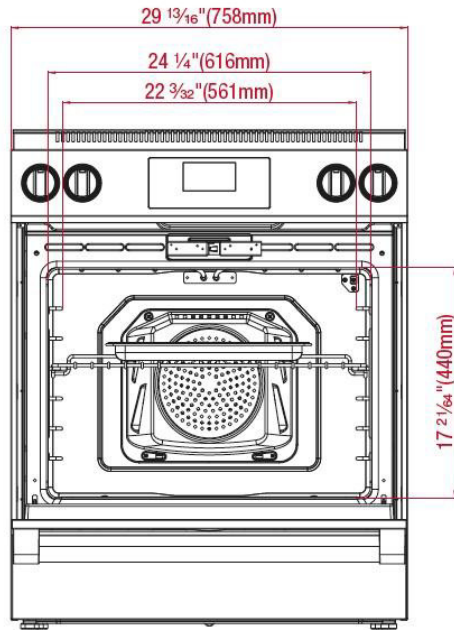


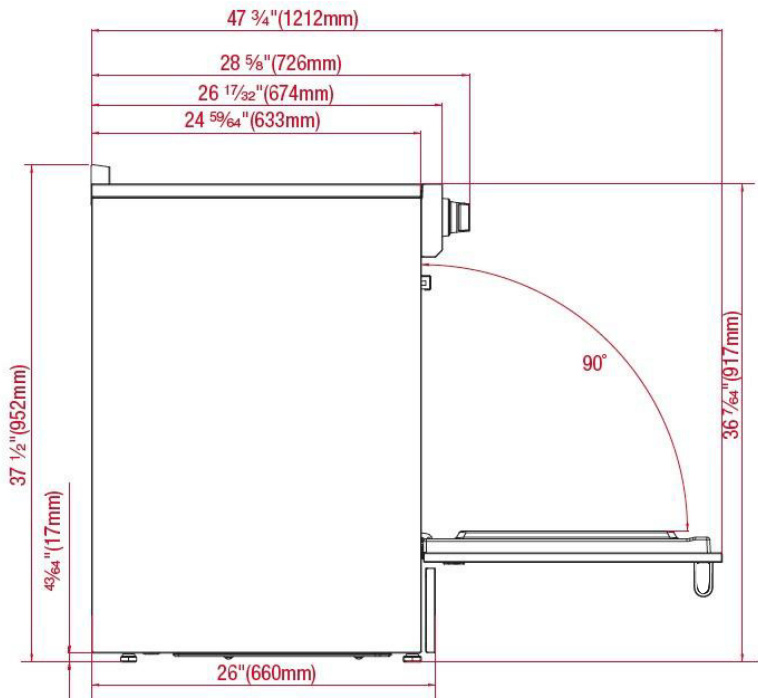
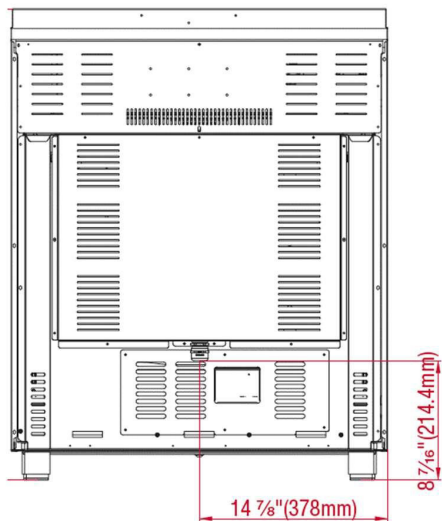
30 INCH SLIDE-IN ELECTRIC RANGE

BERU30420SS / BERU30420CSS

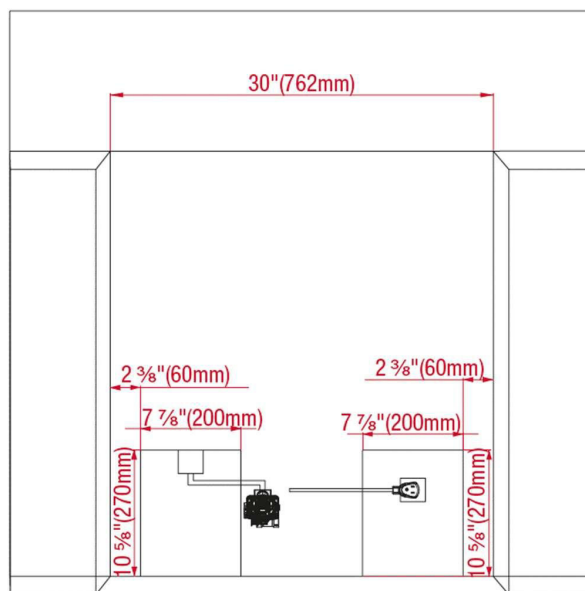
Dimensions and Installation



Electrical



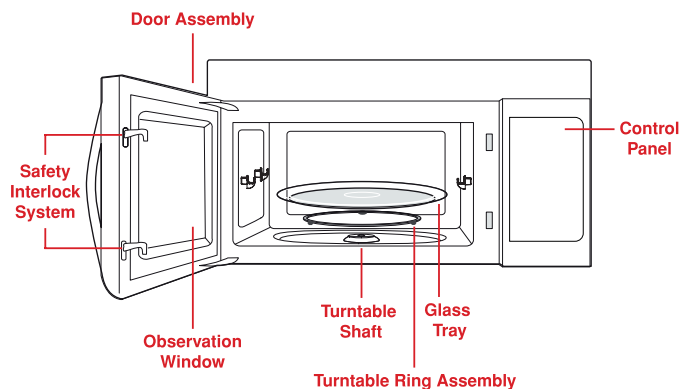
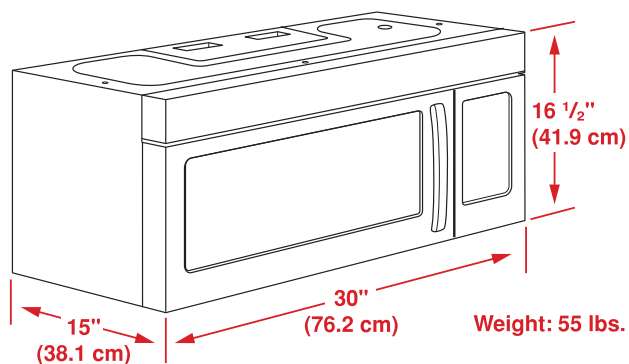
Cabinet



NOTE TO THE INSTALLER: All height, width and depth dimensions are shown in inches (as well as metric). Beko US Inc. reserves the absolute and unrestricted right to change product materials and specifications, at any time, without notice. Please visit our website www.blombergappliances.us or call 888 352 2356 to verify the latest specifications with final dimensional data and other details prior to installation and making a cutout. Applicable product limited warranty information may be found in accompanying product materials or you may contact your account manager for further details. Proper installation is the responsibility of the installer. Product failure due to improper installation is not covered under the Limited Warranty.

30" Over the Range Microwave

BOTR30100SS



NOTE TO THE INSTALLER: All height, width, and depth dimensions are shown in inches (as well as metric). Beko U.S., Inc. reserves the absolute and unrestricted right to change product materials and specifications, at any time, without notice. Please visit our website at www.BlombergAppliances.com or call 888.352.2356 to verify the latest specifications with final dimensional data and other details prior to installation and making a cutout. Applicable product limited warranty information may be found in accompanying product materials, or you may contact your account manager for further details. Proper installation is the responsibility of the installer. Product failure due to improper installation is not covered under the Limited Warranty.

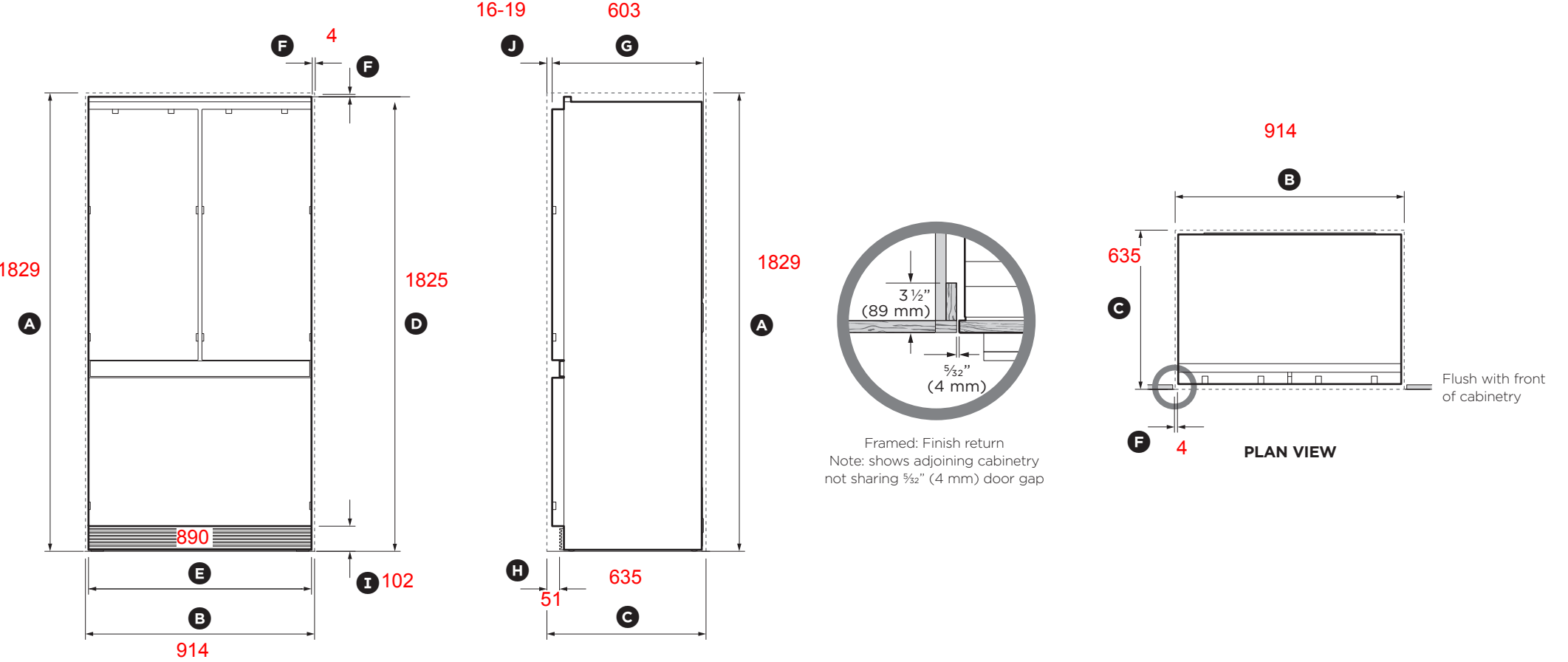
IN HARMONY WITH NATURE, YOUR LIFE, AND YOU.

888.352.2356 | BlombergAppliances.com

©2018 Beko U.S., Inc. 06/15/18

Blomberg
seit 1883

4 PRODUCT AND CAVITY DIMENSIONS



PRODUCT DIMENSIONS		inches (mm)
Ⓐ	Overall height of product*	71 27/32" (1825)
Ⓔ	Overall width of product	35 1/32" (890)
Ⓕ	Minimum cabinetry gap clearance from edge of custom panels**	5/32" (4)
Ⓖ	Overall depth of product (excluding front door panels)	23 3/4" (603)
Ⓗ	Depth of toe kick (measured from front of door panels***)	2" (51)
Ⓘ	Height of grille/toe kick*	4" (102)
Ⓙ	Depth of product front panels (excludes handles)***	5/8" - 3/4" (16 - 19)

* Includes mounted feet.
** Refer to custom door panel dimensions section.
***Door panels to be manufactured and fitted by cabinetmaker, min. 5/8" (16 mm) - max. 3/4" (19 mm) thickness.

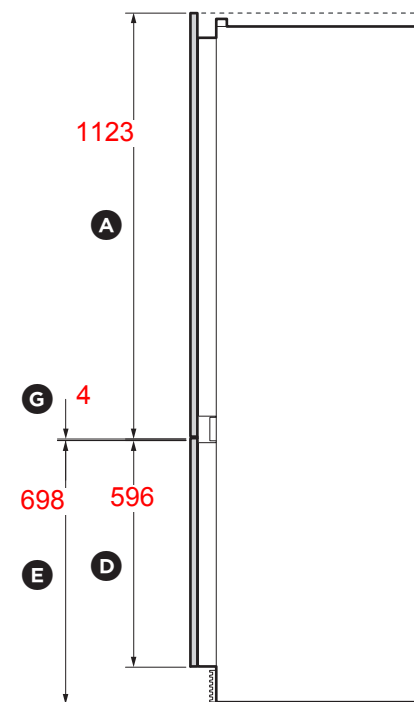
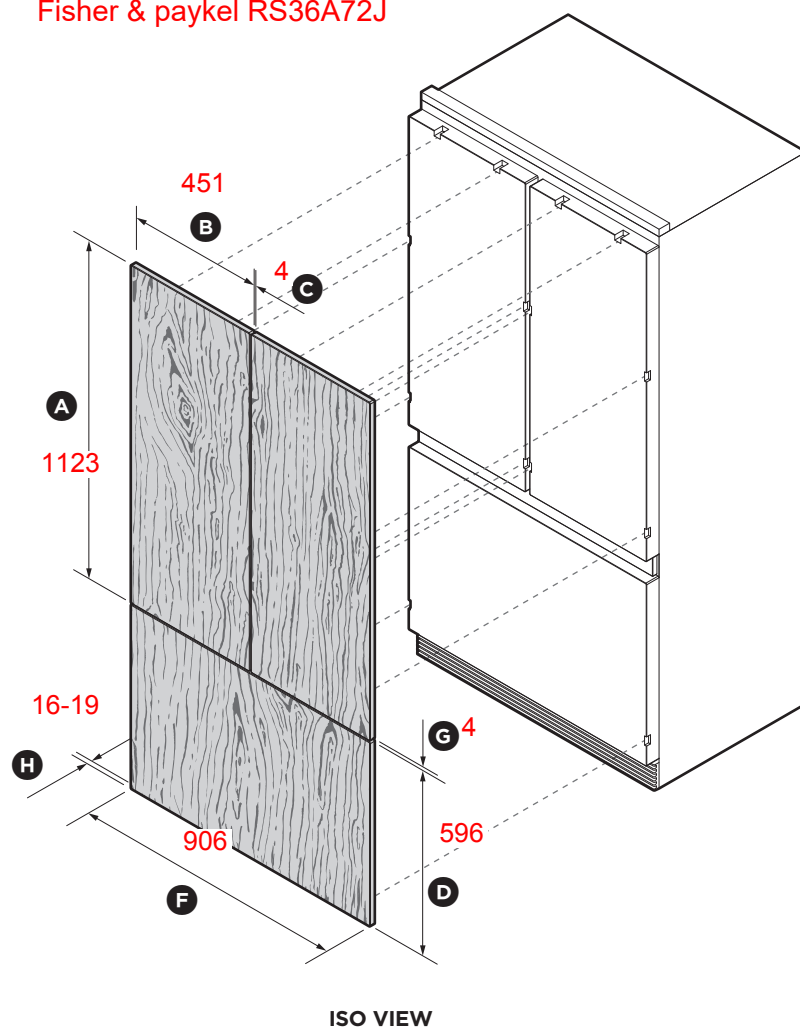
CAVITY DIMENSIONS		inches (mm)
Ⓐ	Overall height of cavity	72" (1829)
Ⓑ	Overall width of cavity (when adjoining cabinetry cannot share 5/32" (4 mm) door gap)	36" (914)
Ⓒ	Overall depth of cavity*	25" (635)

Total front panel width with required gaps at sides = 36" (914 mm). (Refer to custom door panel dimensions section - panel width + 2 x Ⓕ cabinetry gaps).
* Assumes a door panel thickness of 3/4" (19 mm).

RS36A72J model shown only.
When designing custom door panels, with non-Water dispensing models.

7 CUSTOM DOOR PANEL DIMENSIONS

Fisher & paykel RS36A72J



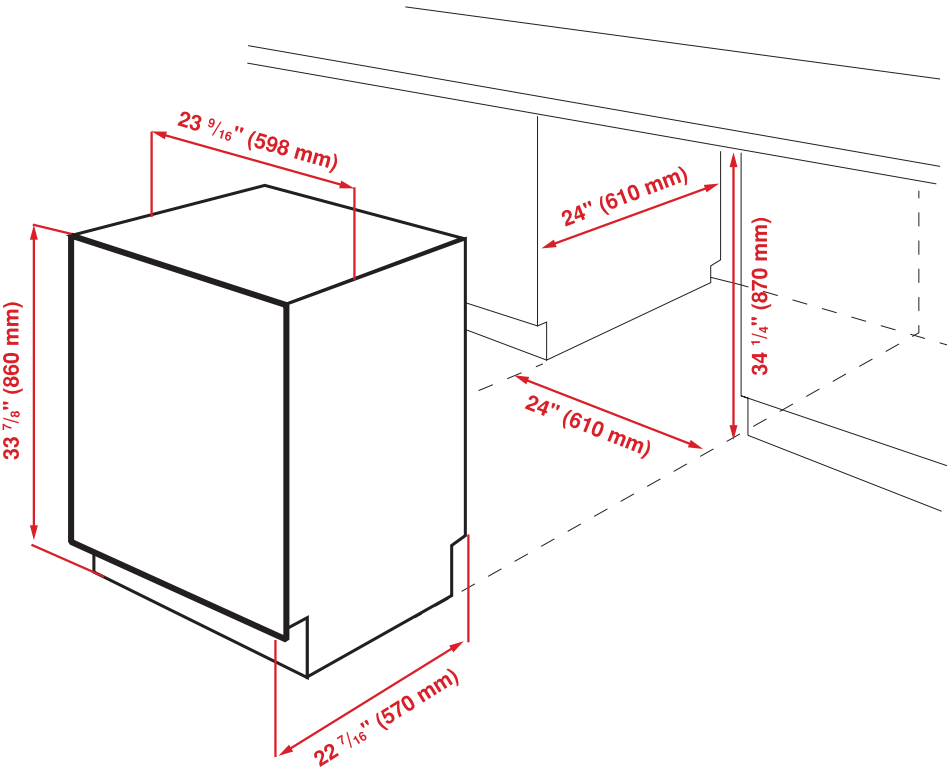
RS36A72J	
DIMENSIONS	inches (mm)
(A) Height of top door panel	44 ⁷ / ₃₂ " (1123)
(B) Width of top door panel	17 ³ / ₄ " (451)
(C) Gap between top door panels	⁵ / ₃₂ " (4)
(D) Height of bottom drawer panel	23 ¹⁵ / ₃₂ " (596)
(E) Height from bottom of product to top of bottom drawer panel	27 ¹⁵ / ₃₂ " (698)
(F) Width of bottom drawer panel	35 ²¹ / ₃₂ " (906)
(G) Gap between top door panels and bottom drawer panel	⁵ / ₃₂ " (4)
(H) Depth of custom panels	min. ⁵ / ₈ " - max. ³ / ₄ " (16-19)
Maximum weight of an individual top door panel	
	22 pounds (10 kg)
Maximum weight of bottom drawer panel	
	21 pounds (9.5 kg)

Custom door panels and handles to be manufactured and fitted by cabinetmaker.

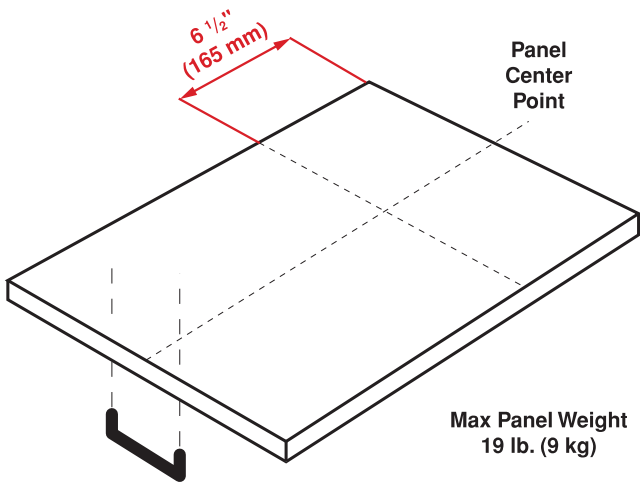
RS36A72J model shown only.
When designing custom door panels, with non-Water dispensing models.

24" Tall Tub, Top Control Dishwasher

DWT51600 SERIES



Panel Ready Recommended Door Panel Size and Thickness:



DIMENSIONS (DWT51600SS)	
H x W x D	33 7/8 x 23 9/16 x 22 7/16 in. (86.1 x 59.8 x 57 cm)
Product Weight	87.08 lb. (39.5 kg)
Packed H x W x D	35 x 25 3/8 x 26 in. (88.9 x 64.4 x 66.1 cm)
Packed Weight	93.69 lb. (42.5 kg)

DIMENSIONS (DWT51600FBI)	
H x W x D	33 7/8 x 23 9/16 x 21 7/16 in. (86.1 x 59.8 x 57 cm)
Product Weight	83.55 lb. (37.9 kg)
Packed H x W x D	35 x 25 3/8 x 26 in. (88.9 x 64.4 x 66.1 cm)
Packed Weight	90.16 lb. (40.9 kg)

DIMENSIONS (DWT51600W)	
H x W x D	33 7/8 x 23 9/16 x 22 7/16 in. (86.1 x 59.8 x 57 cm)
Product Weight	87.08 lb. (39.5 kg)
Packed H x W x D	35 x 25 3/8 x 26 in. (88.9 x 64.4 x 66.1 cm)
Packed Weight	93.69 lb. (42.5 kg)

NOTE TO THE INSTALLER: All height, width, and depth dimensions are shown in inches (as well as metric). Beko US Inc. reserves the absolute and unrestricted right to change product materials and specifications, at any time, without notice. Please visit our website at www.BlombergAppliances.com or call 888.352.2356 to verify the latest specifications with final dimensional data and other details prior to installation and making a cutout. Applicable product limited warranty information may be found in accompanying product materials, or you may contact your account manager for further details. Proper installation is the responsibility of the installer. Product failure due to improper installation is not covered under the Limited Warranty.

IN HARMONY WITH NATURE, YOUR LIFE, AND YOU.

888.352.2356 | BlombergAppliances.com

© 2018 Beko U.S., Inc. 06/27/18

Blomberg
seit 1883