

SMD2499FS

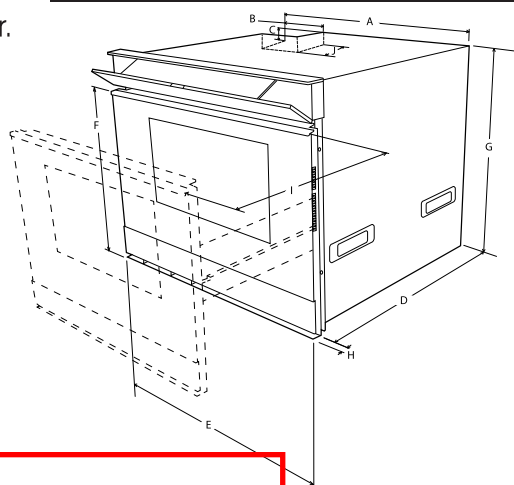
1.4
CU.FT.

900
WATTS

The following are measurements only. Do not use to install convection microwave drawer.

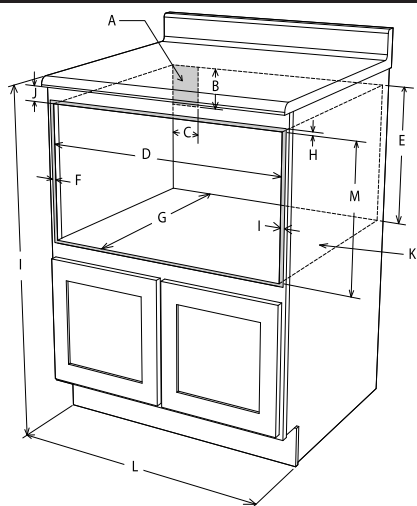
For detailed installation instructions, please refer to the installation manual.

24" CONVECTION MICROWAVE DRAWER PRODUCT DIMENSIONS



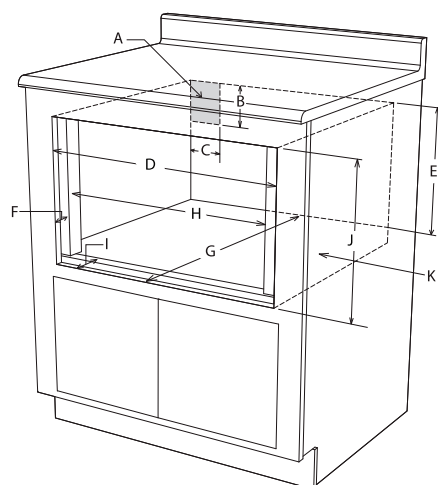
- A. 21-7/8" (555.56 mm)
- B. 4-11/16" (119.06 mm)
- C. 1-3/4" (44.45 mm)
- D. 20-7/8" (555.63 mm)
- E. 23-5/8" (600.07 mm)
- F. 19-1/2" (495.3 mm)
- G. 19-1/4" (488.95 mm)
- H. 1-5/8" (41.2789 mm) door thickness
- I. 15-1/2" (393.7 mm) auto drawer opening
- J. 4" (101.6 mm)

24" CONVECTION MICROWAVE DRAWER STANDARD MOUNT MEASUREMENTS



- A. Suggested electrical outlet location*
- B. 5" (127 mm)
- C. 4" (101.60 mm)
- D. 22-3/8" (568.32 mm) opening
- E. 19-3/8" (492.12 mm)
- F. Allow 5/8" (15.87 mm) overlap
- G. 23-1/2" (596.90 mm) minimum depth
- H. Allow 1/8" (3.17 mm) overlap
- I. 36" (914.40 mm) countertop height
- J. Allow 1/2" (12.70 mm) minimum space
- K. Floor must support 100 lbs. (45.4 kg)
- L. 24" (609.60 mm) cabinet minimum
- M. 19-3/8" (492.12 mm) opening

24" CONVECTION MICROWAVE DRAWER FLUSH MOUNT MEASUREMENTS



- A. Suggested electrical outlet location
- B. 5" (127 mm)
- C. 4" (101.60 mm)
- D. 23-7/8" (606.43 mm)
- E. 19-3/8" (492.12 mm)
- F. 1-5/8" (41.27 mm)
- G. 23-1/2" (596.90 mm) minimum depth
- H. 23-5/8" (600.07 mm)
- I. 1-5/8" (41.27 mm) to front of shelf
- J. 19-3/4" (501.65 mm) opening
- K. Floor must support 100 lbs. (45.4 kg)

QUESTIONS?

1.800.BE.SHARP

SIMPLY BETTER LIVING

At Sharp Home Electronics Company of America, we are committed to Simply Better Living. Our innovative home appliance products are SIMPLE to use, BETTER than the competition, and encourage a HEALTHY LIFESTYLE.



PRL366GH

36-INCH GAS PRO HARMONY® RANGE (LP)

PROFESSIONAL SERIES, STANDARD-DEPTH, PORCELAIN COOKTOP SURFACE



ACCESSORIES (OPTIONAL)



PA12CHPBLK
12" Cutting Board



PWOKRINGHC
Wok Ring



PA36GLBH
9" Low Backguard

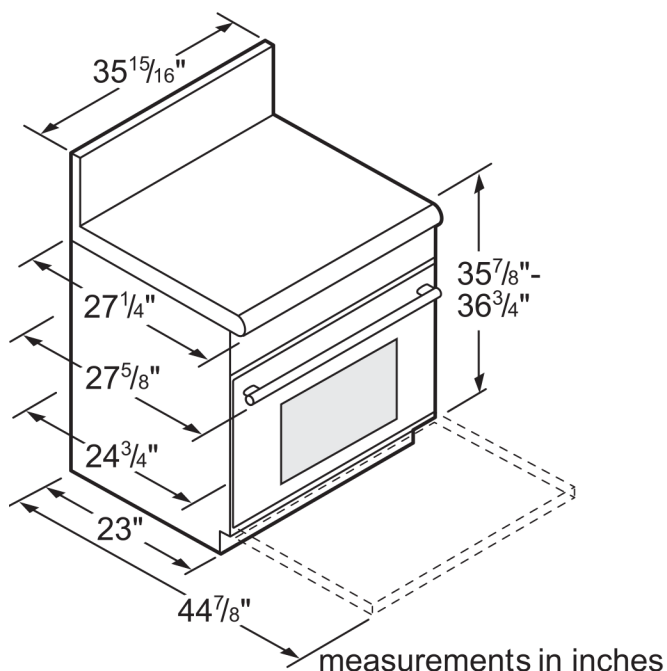


PAKNOBLUNH
Blue Knob Pro Harmony Kit

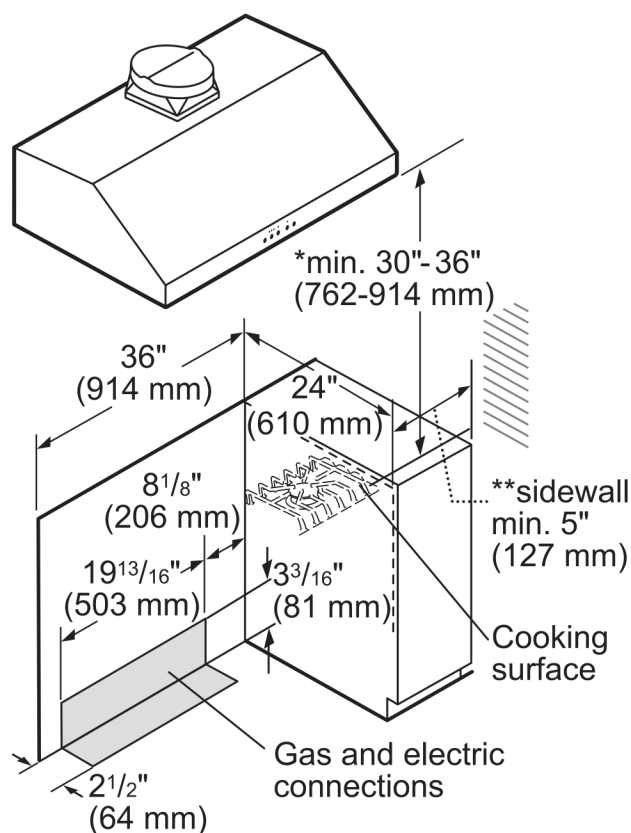


PAGRIDDLE
Griddle

36-INCH RANGE DIMENSIONS



36-INCH RANGE CUTOUT DIMENSIONS



* 30" (762 mm) minimum clearance above cooking surface to non-combustible surface. Minimum clearance above cooking surface to combustible surface is 36" (914 mm).

** 5" (127 mm) minimum clearance from sides of the range, above the cooking surface, to combustible side walls.

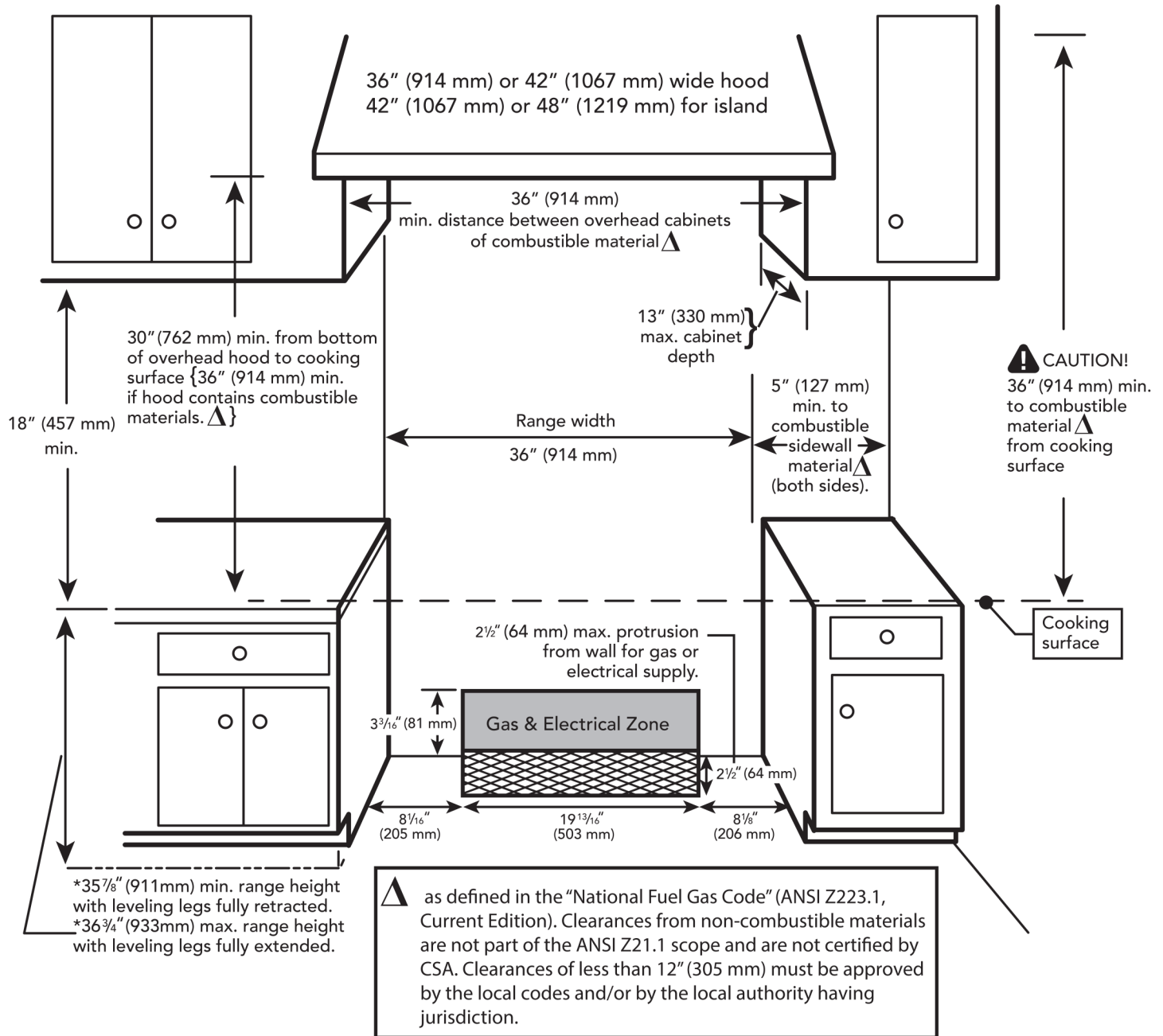
Note: Most hoods contain combustible components that must be considered when planning the installation.

measurements in inches

PRL366GH
36-INCH GAS PRO HARMONY® RANGE (LP)
 PROFESSIONAL SERIES, STANDARD-DEPTH, PORCELAIN COOKTOP SURFACE



36-INCH RANGE CUTOUT DIMENSIONS



HMDW36WS

UNDER CABINET DRAWER WALL HOOD WITH BLOWER

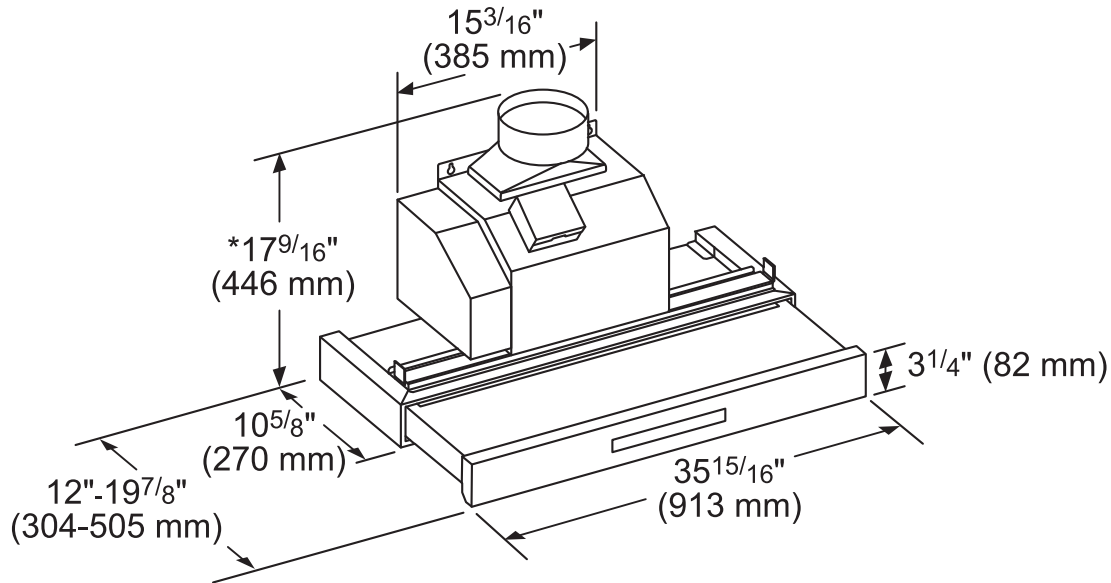
(36-INCH WIDTH)

MASTERPIECE® SERIES



HOOD DIMENSIONS

*Minimum Cabinet inside height: 24" (610 mm)



measurements in inches (mm)

OPTIONAL ACCESSORIES

REMOTE CONTROL PANEL REMCPW



Convenience at your fingertips: The remote control accessory offers the freedom to extend your hood controls to a more reachable spot

REPLACEMENT CHARCOAL FILTER CHFHMWDW36

For use with Recirculation Kit RECHMDW36

RECIRCULATION KIT RECHMDW36

For HMDW30WS & HMDW36WS under cabinet drawer hoods only. Ideal for applications where ducting out is not possible.

These warranties give you specific legal rights and you may have other rights that vary from state to state. Full warranty and limited warranty from date of installation. For complete warranty details, refer to your Use & Care manual, or ask your dealer.

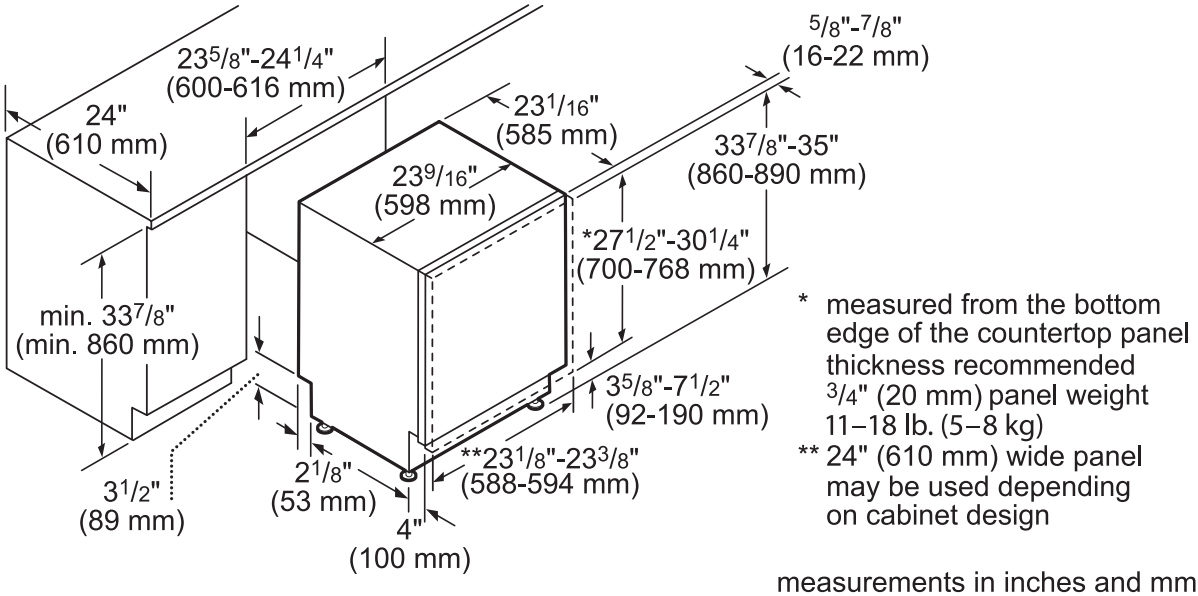
Specifications are for planning purposes only. Refer to installation instructions and consult your countertop supplier prior to making counter opening. Consult with a heating and ventilation engineer for your specific ventilation requirements. For the most detailed information, refer to installation instructions accompanying product or write to Thermador indicating the model number. Specifications are correct at time of printing. Thermador reserves the right to change product specifications or design without notice. Some models are certified for use in Canada. Thermador is not responsible for products that are transported from the U.S. for use in Canada.

DWHD650WPR
EMERALD® 6-PROGRAM DISHWASHER
CUSTOM PANEL

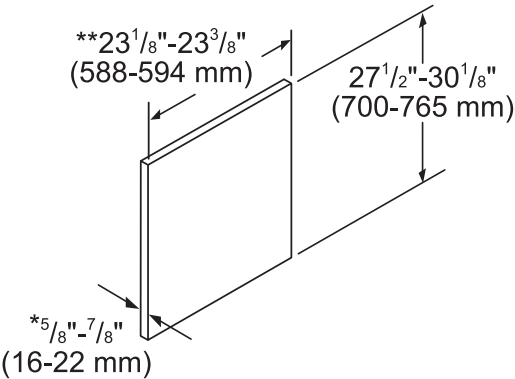


WARRANTY	
Limited Warranty, Entire Appliance, Parts and Labor	2 Year
Limited Warranty for Microprocessor or Printed Circuit Board; Parts Only	3rd to 5th Year
Limited Warranty for Racks (Does Not Include Rack Components); Parts Only	3rd to 5th Year
Limited Warranty for Rust-through On Inner Tub Liner; Parts Only	Lifetime

DISHWASHER & CUTOUT DIMENSIONS



measurements in inches and mm



- * thickness recommended 3/4" (20 mm), panel weight 11-18 lb. (5-8 kg)
- ** 24" (610 mm) wide panel may be used depending on cabinet design

measurements in inches and mm

These warranties give you specific legal rights and you may have other rights that vary from state to state. Full warranty and limited warranty from date of installation. For complete warranty details, refer to your Use & Care manual, or ask your dealer.

Specifications are for planning purposes only. Refer to installation instructions and consult your countertop supplier prior to making counter opening. Consult with a heating and ventilation engineer for your specific ventilation requirements. For the most detailed information, refer to installation instructions accompanying product or write to Thermador indicating the model number. Specifications are correct at time of printing. Thermador reserves the right to change product specifications or design without notice. Some models are certified for use in Canada. Thermador is not responsible for products that are transported from the U.S. for use in Canada.

1 800 735 4328 | USA THERMADOR.COM | CANADA THERMADOR.CA | ©2020 BSH HOME APPLIANCES CORPORATION. ALL RIGHTS RESERVED.

T36IB905SP

36-INCH BUILT-IN 2-DOOR BOTTOM FREEZER

FREEDOM® COLLECTION, PANEL-READY

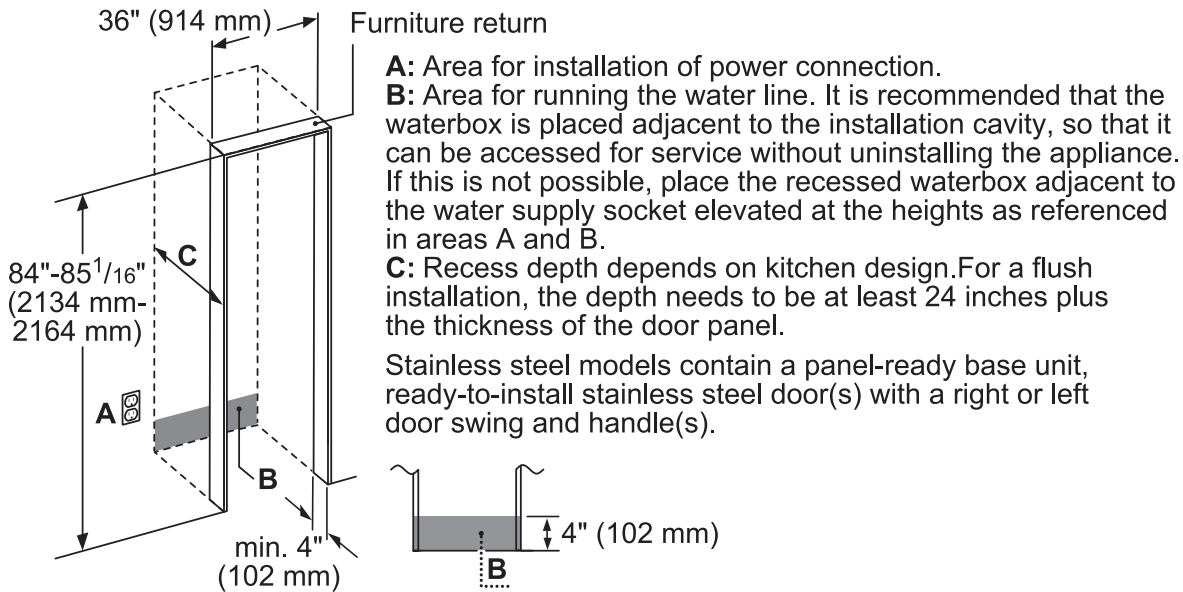


WARRANTY

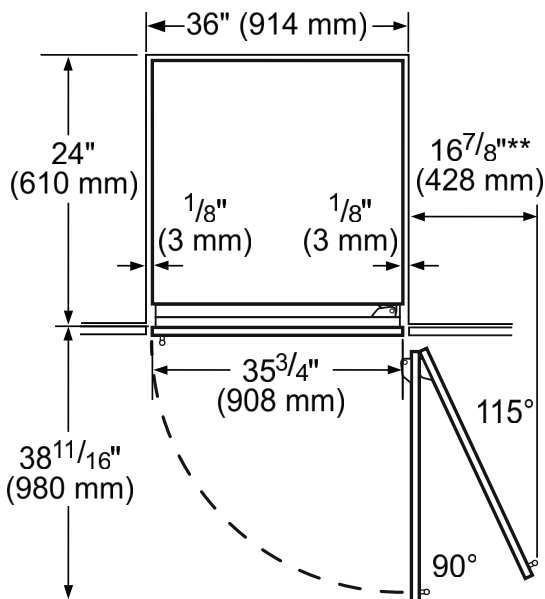
Limited, Entire Appliance, Parts and Labor on Any Part of the Refrigerator that Fails Because of a Manufacturing Defect	2 Year
Limited Warranty for Sealed Refrigeration System*; Parts and Labor	3rd to 6th Year
Limited Warranty for Sealed Refrigeration System*; Parts Only	7th to 12th Year
Limited Warranty for Stainless Steel Rust-Through	Lifetime

*Sealed refrigeration system includes compressor, evaporator, condenser, dryer / strainer and connection tubing

CUTOUT DIMENSIONS

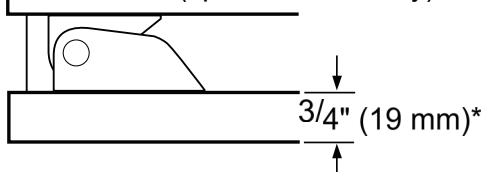


TOP VIEW CLEARANCE



** Door handle must be added to this dimension

* Depends on the thickness of the furniture door.
3/4" (19 mm) is relevant for the stainless steel door. (special Accessory).



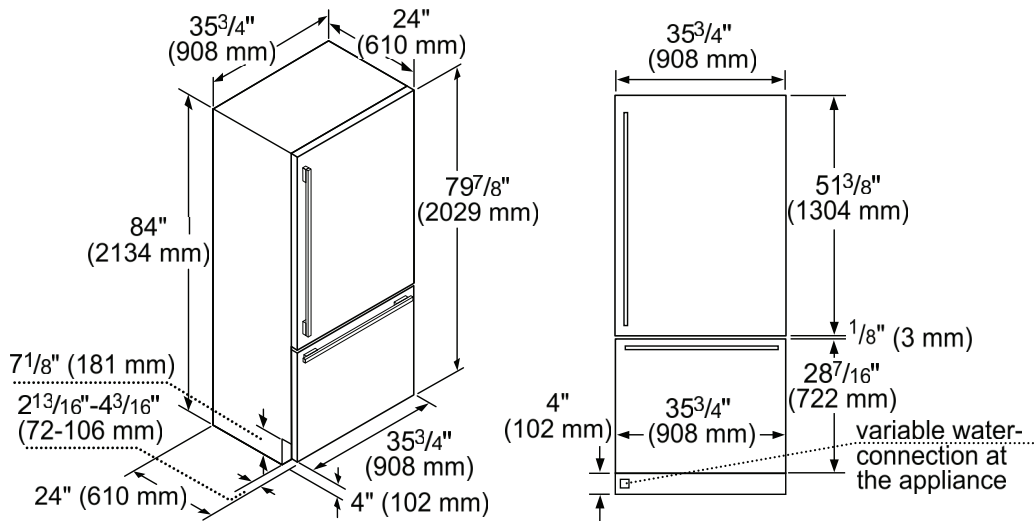
T36IB905SP

36-INCH BUILT-IN 2-DOOR BOTTOM FREEZER

FREEDOM® COLLECTION, PANEL-READY



PRODUCT AND PANEL DIMENSIONS



ACCESSORIES (OPTIONAL)

FLAT STAINLESS STEEL DOOR PANELS

36-Inch 2-Door Flat Stainless Steel Door Panel



TFL36IB800

For use with Handle

TFL36IB905

Handleless

NOTE: Handleless Panels should not be installed on units without the Soft-Close capability. If you are uncertain if you have a refrigeration unit with Soft-Close capability please contact our customer team by calling 1-800-735-4328.

HANDLES

Choose between two options:



PR36HNDL20 (Qty. 2)

36-Inch Professional Series Handle

or



MS36HNDL20 (Qty. 2)

36-Inch Masterpiece® Series Handle

STORAGE



36HFGALBIN

36-Inch Half Gallon Bin



LPRODBIN10

Large Produce Bin



SPRODBIN10

Small Produce Bin



36PRODRAIL

36-Inch Produce Railing

FILTERS



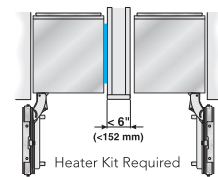
REPLFLTR55

Freedom® Water Filter
Replacement water filter
for use in all freezer and
bottom freezer models

FRAMEKIT10

Freedom® Frame Kit

For any custom column installation in 24-inch deep cutouts. With two metal side trims whose placement between the interior cutout wall and the appliance helps overcome the challenge of unfinished cabinet returns.



HEATRKIT20 - 13W @ 120V

Freedom® Heater Kit

When two appliances are installed side-by-side a sealing kit must be used. For combinations that involve a freezer column, this sealing kit is included. For all other (non-traditional, i.e. two wine columns, two bottom freezers, etc.) side-by-side combinations or instances where any appliances are installed less than 6-inches (152 mm) apart from one another but not connected side-by-side, purchase this kit. This kit is recommended for use with any installation in areas that are subject to humidity, or located next to an outside wall.

These warranties give you specific legal rights and you may have other rights that vary from state to state. Limited warranty from date of purchase. For complete warranty details, refer to your Use & Care manual, or ask your dealer.

Specifications are for planning purposes only. Refer to installation instructions and consult your countertop supplier prior to making counter opening. Consult with a heating and ventilation engineer for your specific ventilation requirements. For the most detailed information, refer to installation instructions accompanying product or write to Thermador indicating the model number. Specifications are correct at time of printing. Thermador reserves the right to change product specifications or design without notice. Some models are certified for use in Canada. Thermador is not responsible for products that are transported from the U.S. for use in Canada.