



REFRIGERATION



Freestanding 36"W. French-Door Bottom-Mount Refrigerator/Freezer

★ Please see
Installation Notes &
Accessories
for important
information,
including water
filter, handle, trim
and top grille kits.

Dimensions & Specifications

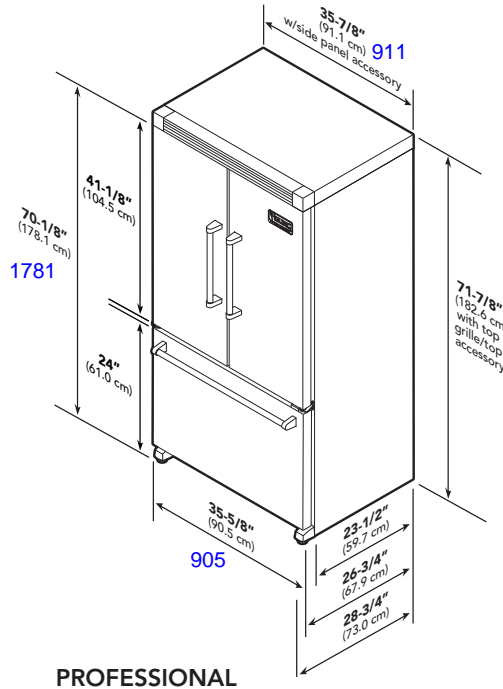
PRODUCT DIMENSIONS



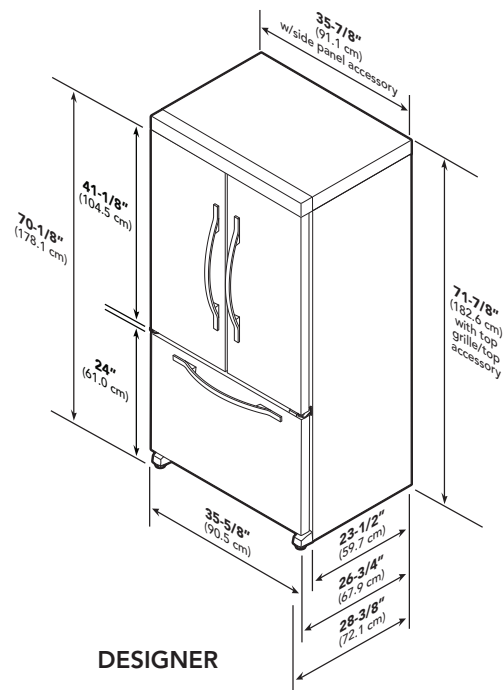
VCCFF136
Professional



DDFF036
Designer



PROFESSIONAL



DESIGNER

| | VCCFF136 | DDFF036 |
|------------------------------|---------------------|---------|
| Overall width | 35-5/8" (90.5 cm) | |
| Addition of side panels | 35-7/8" (91.1 cm) | |
| Overall height (from bottom) | 70-1/8" (178.1 cm) | |
| Addition of tops/grilles | 71-7/8" (182.6 cm) | |
| Overall depth (from rear) | | |
| To front of door | 23-1/2" (59.7 cm) | |
| To front of handle | 26-3/4" (67.9 cm) | |
| To front of grille | 28-3/8" (72.1 cm) | |
| Approx. ship weight | 327 lbs. (148.7 kg) | |





REFRIGERATION

Freestanding 36"W. French-Door Bottom-Mount Refrigerator/Freezer



Dimensions & Specifications

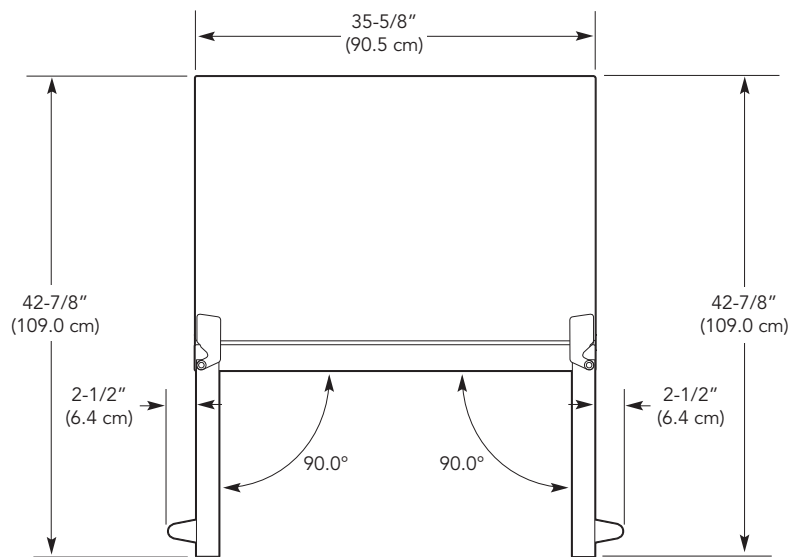
DOOR SWING



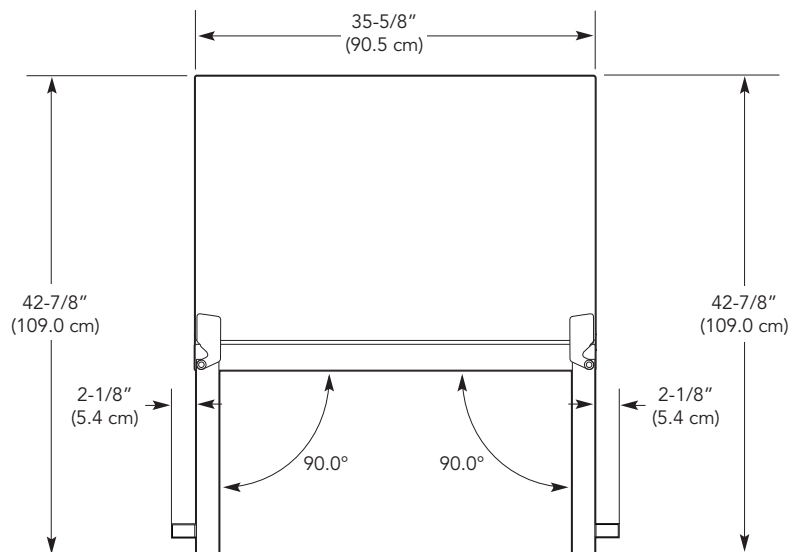
VCCFF136
Professional



DDFF036
Designer



PROFESSIONAL



DESIGNER





UTILITY REQUIREMENTS



GAS

Not applicable



ELECTRICAL

- Three-wire cord with grounded three-prong plug attached to product. Do not use an extension cord or adapter plug for a two-prong receptacle—call a qualified electrical installer.
 - o 115V/60 Hz; 15 amp dedicated circuit
 - o Maximum amp usage—7.9
 - o Estimated energy usage—451 kWh/year

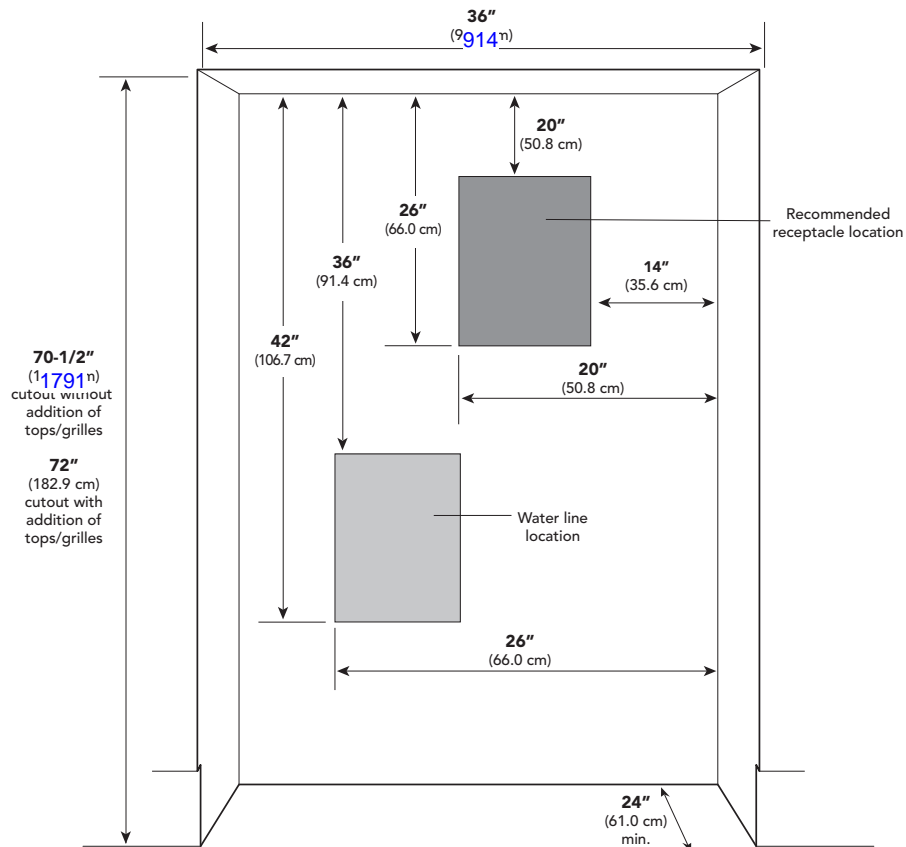


PLUMBING

- Inlet waterline requirements—1/4" copper tubing
 - o 35 psi min.;
 - o 100 psi max.

Installation Requirements

ACCESS REQUIREMENTS



When installing into a cutout, the edge of the door must be 2-7/8" (7.3 cm) from the adjacent countertop cabinet.

Allow 1/2" (1.3 cm) space at top and 1/2" (1.3 cm) behind the machine compartment cover (located in the rear) for proper air circulation. Sub-flooring or floor coverings (i.e. carpet, tile, wood floors, rugs) may make your opening smaller than anticipated. Some clearance may be gained by using the leveling procedure under **Leveling** in the Installation Guide.

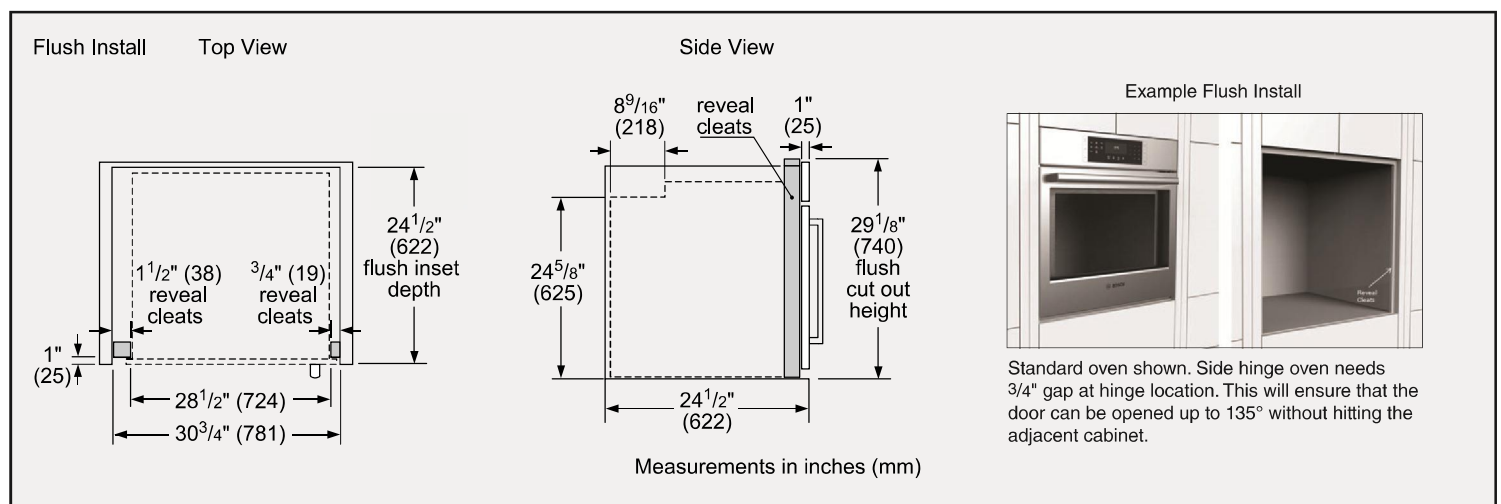
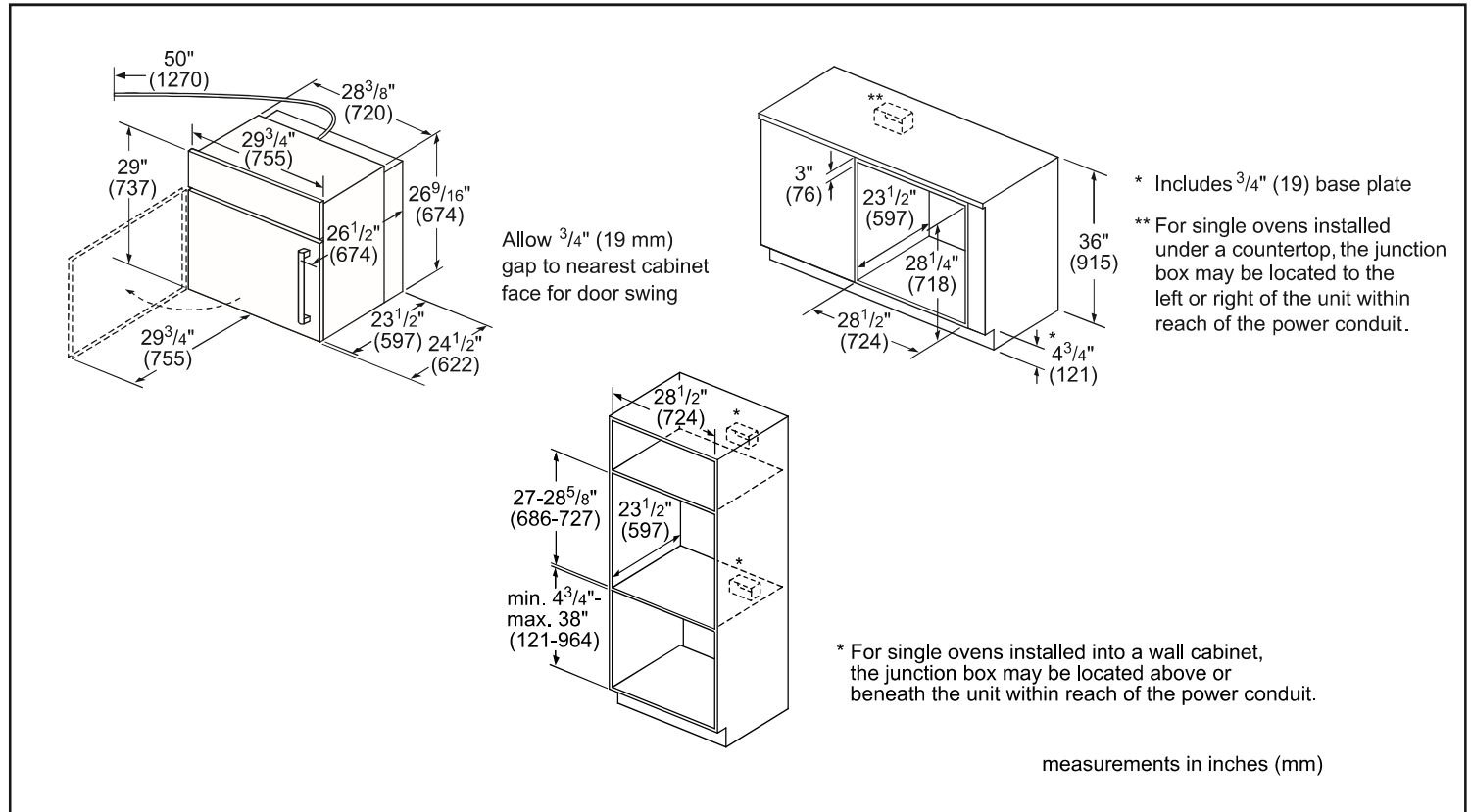
| All models | |
|--------------------------|--------------------|
| Cutout width | 36" (91.4 cm) |
| Cutout height | 70-1/2" (179.0 cm) |
| Addition of tops/grilles | 72" (182.9 cm) |
| Cutout depth | 24" (61.0 cm) |

30" Single Wall Oven Left Swing Door

Benchmark® Series – Stainless Steel **HBLP451LUC**



Installation Details



For help and assistance with Bosch accessories please visit: www.bosch-eshop.com/eshop/bosch/us or call 1-800-944-2904 Mon-Fri 5am to 6pm PST Sat 6am to 3pm PST

Notes: All height, width and depth dimensions are shown in inches. BSH reserves the absolute and unrestricted right to change product materials and specifications, at any time, without notice. Consult the product's installation instructions for final dimensional data and other details prior to making cutout. Applicable product warranty can be found in accompanying product literature or you may contact your account manager for further details.

Warranties: Bosch warrants that the Product is free from defects in materials and workmanship for a period of three hundred and sixty-five (365) days from the date of purchase. The foregoing timeline begins to run upon the date of purchase, and shall not be stalled, tolled, extended, or suspended, for any reason whatsoever. This Product is also warranted to be free from cosmetic defects in material and workmanship (such as scratches of stainless steel, paint/porcelain blemishes, chip, dents, or other damage) to the finish of the Product, for a period of thirty (30) days from the date of purchase or closing date for new construction. This cosmetic warranty excludes slight color variations due to inherent differences in painted and porcelain parts, as well as differences caused by kitchen lighting, product location, or other similar factors. This cosmetic warranty specifically excludes any display, floor, "As Is", or "B" stock appliances.

For more information on our entire line of products, go to www.bosch-home.com/us or call 1-800-944-2904

© BSH Home Appliances Corporation. All rights reserved. Bosch is a registered trademark of Robert Bosch GmbH.

09/15

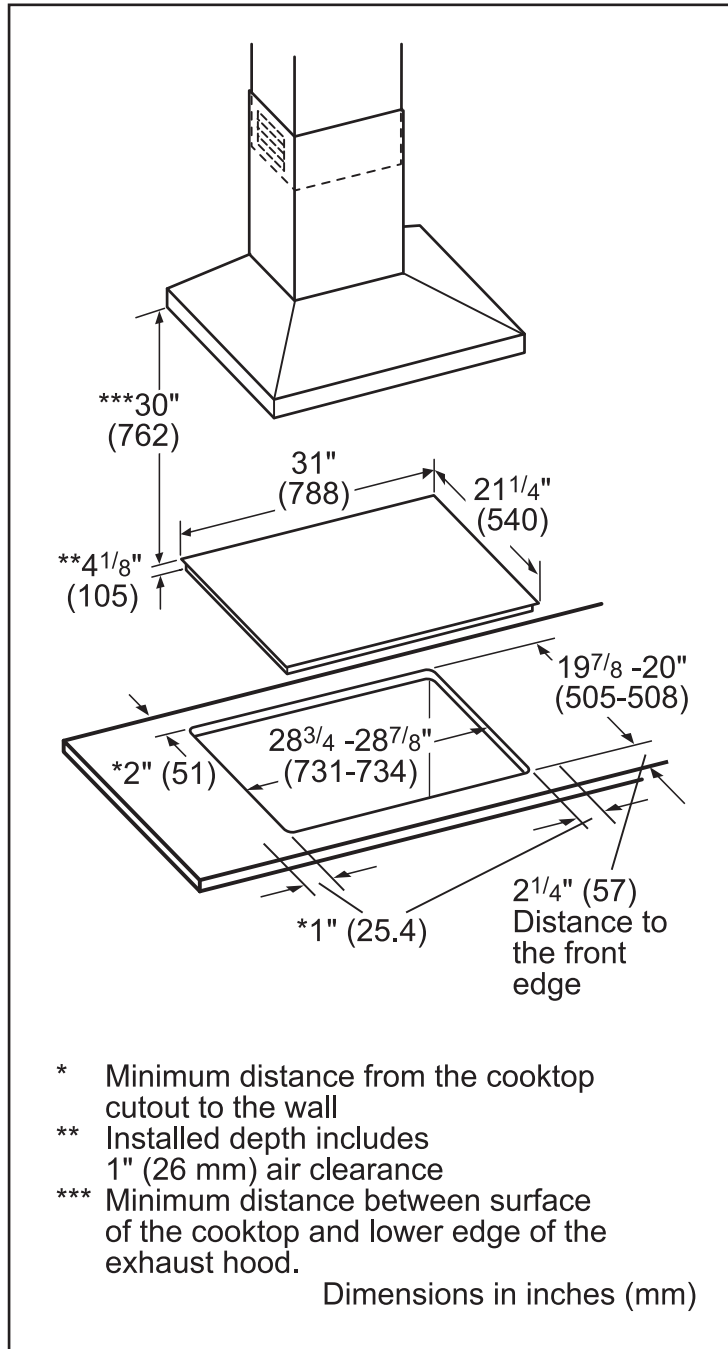
30" Induction Cooktop

Benchmark® Series – Black **NITP068UC**

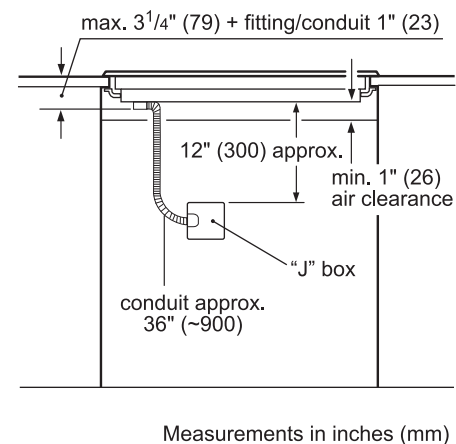
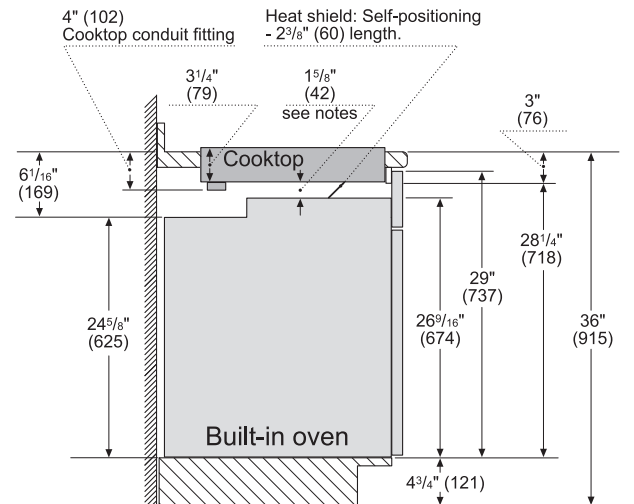


BOSCH
Invented for life

Installation Details



Installation above Wall Ovens



Accessories: To purchase Bosch accessories, cleaners & parts please visit www.bosch-home.com/us/store or call 1-800-944-2904 (Mon to Fri 5 am to 6 pm PST, Sat 6 am to 3 pm PST).

Notes: All height, width and depth dimensions are shown in inches. BSH reserves the absolute and unrestricted right to change product materials and specifications, at any time, without notice. Consult the product's installation instructions for final dimensional data and other details prior to making cutout.

Warranties: Please see Use & Care manual or Bosch website for statement of limited warranty.

For more information on our entire line of products, go to www.bosch-home.com/us or call 1-800-944-2904

© BSH Home Appliances Corporation. All rights reserved. Bosch is a registered trademark of Robert Bosch GmbH.

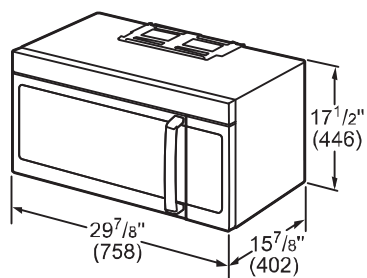
30" Over-the-Range Convection Microwave



BOSCH
Invented for life

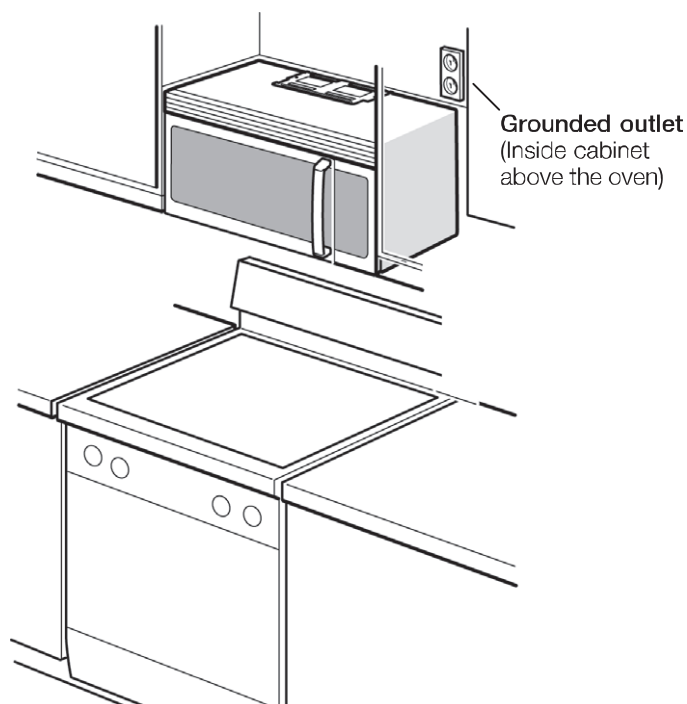
Benchmark® Series – Stainless Steel **HMVP053U**

Installation Details

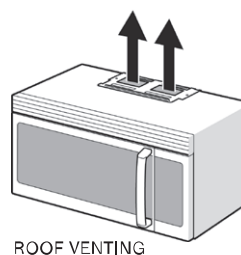


measurements in inches (mm)

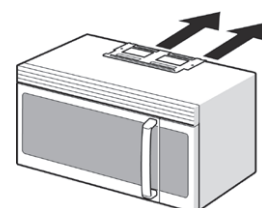
Electrical Connection



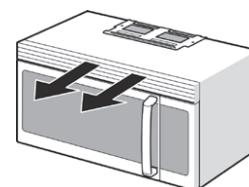
Venting Options



ROOF VENTING

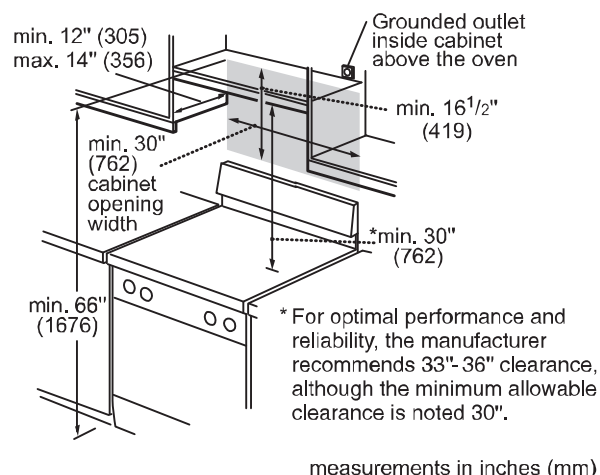


WALL VENTING



ROOM VENTING

Clearance Above Cooktop



measurements in inches (mm)

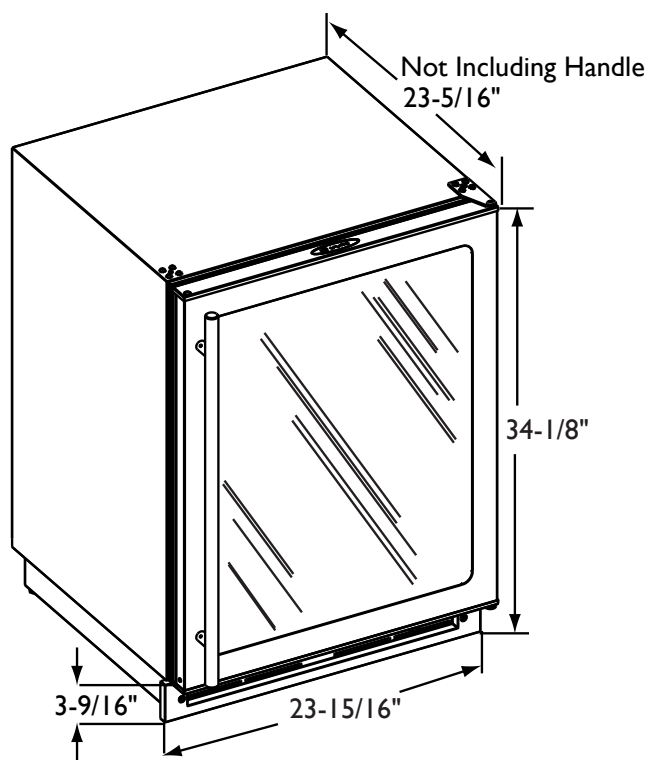
For help and assistance with Bosch accessories please visit: www.bosch-eshop.com/eshop/bosch/us or call 1-800-944-2904 Mon-Fri 5am to 6pm PST Sat 6am to 3pm PST

Notes: All height, width and depth dimensions are shown in inches. BSH reserves the absolute and unrestricted right to change product materials and specifications, at any time, without notice. Consult the product's installation instructions for final dimensional data and other details prior to making cutout. Applicable product warranty can be found in accompanying product literature or you may contact your account manager for further details.

Warranties: Bosch warrants that the Product is free from defects in materials and workmanship for a period of three hundred and sixty-five (365) days from the date of purchase. The foregoing timeline begins to run upon the date of purchase, and shall not be stalled, tolled, extended, or suspended, for any reason whatsoever. This Product is also warranted to be free from cosmetic defects in material and workmanship (such as scratches of stainless steel, paint/porcelain blemishes, chip, dents, or other damage) to the finish of the Product, for a period of thirty (30) days from the date of purchase or closing date for new construction. This cosmetic warranty excludes slight color variations due to inherent differences in painted and porcelain parts, as well as differences caused by kitchen lighting, product location, or other similar factors. This cosmetic warranty specifically excludes any display, floor, "As Is", or "B" stock appliances.

For more information on our entire line of products, go to www.bosch-home.com/us or call 1-800-944-2904

© BSH Home Appliances Corporation. All rights reserved. Bosch is a registered trademark of Robert Bosch GmbH.



I175BEVS Stainless Model

DIMENSIONS AND SPECIFICATIONS

OVERALL DIMENSIONS

| | |
|-----------------------------|------------------|
| Height | 34-1/8" (86.6) |
| Width | 23-15/16" (60.8) |
| Depth | 23-5/16" (59.2) |
| With stainless steel handle | 25-3/16" (63.9) |

Shipping weight:

Stainless steel wrap 126 lbs (58 kg)

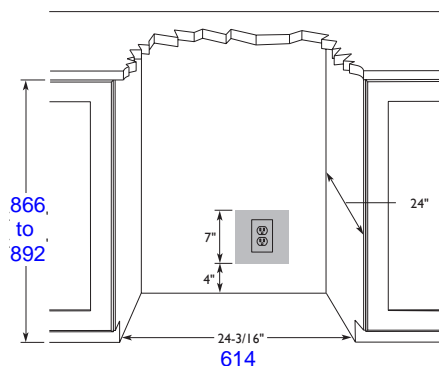
| | |
|--------------------------------|---------------------|
| Running amps | 2.4 |
| Maximum start-up amps | 9.8 |
| Amps pertain to voltage rating | 110/115 volt, 60 Hz |

Capacities:

| | |
|-----------------------------|---|
| Defrost technology | Automatic |
| Refrigerator volume | 5.6 Cu. Ft |
| Wine bottle storage (0.75L) | Up to 16 |
| Shelf storage | Up to 48 12oz bottles and 65 12 oz cans |

I175BEV

| | |
|-------------------------|---------------|
| Stainless | U-I175BEVS-00 |
| Stainless, RH with lock | U-I175BEVS-13 |
| Stainless, LH with lock | U-I175BEVS-15 |



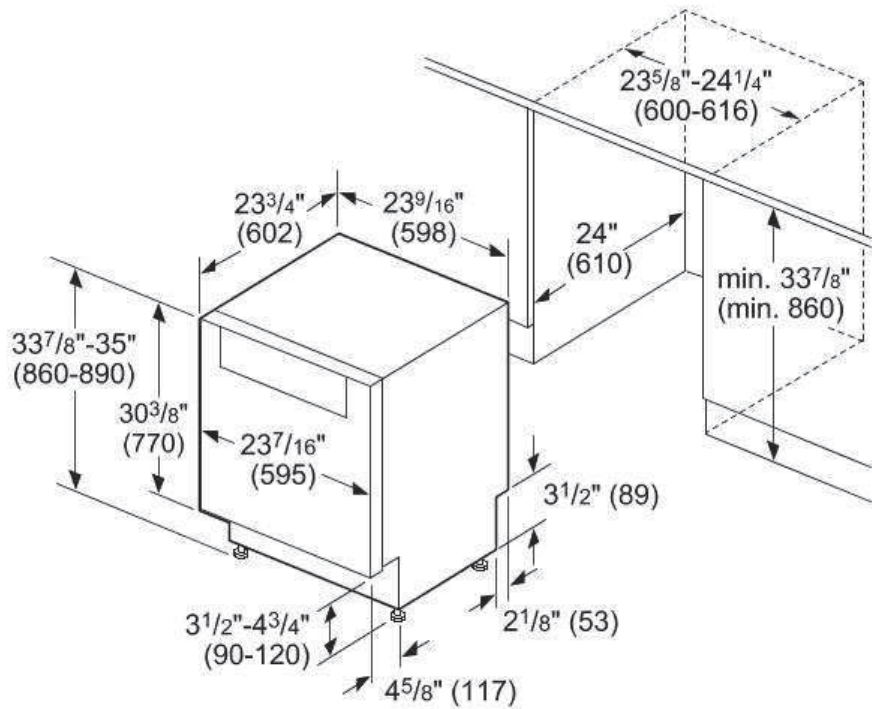
Please visit www.u-line.com for installation guide.

All specifications are subject to change without notice.

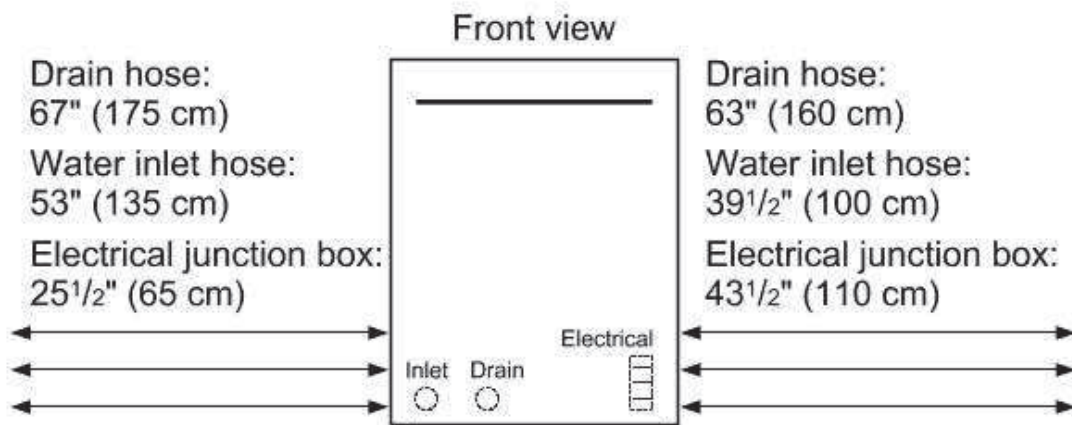


Bosch - SHX68T55UC

300, 500, 800, 800 Plus- Recessed. Bar and Flush Handle



measurements in inches (mm)



All connections in the rear of the appliance.
Extensions for drain hose and electrical cord (3 pin plug) available.